



# Marine Refrigeration & Water Heaters Catalog



IMUS 02

Our extensive product range at a glance!



**CRUISE Marine Refrigerators**

<b>Elegance</b>						<b>Freeline</b>		<b>Freeline Slim ONLY</b>	
	CRUISE 42 ELEGANCE	CRUISE 49 ELEGANCE	CRUISE 65 ELEGANCE	CRUISE 85 ELEGANCE	CRUISE 130 ELEGANCE		FREELINE 115 ELEGANCE		FREELINE 140

<b>Classic</b>							<b>Upright Silver</b>			
	CRUISE 36	CRUISE 40	CR 42, 49, 65, 85, 130 EL	CRUISE 90 BIG, CR100	CRUISE130 DRINK	CRUISE 200 CLASSIC		CRUISE 155	CRUISE 225	CRUISE 280

<b>Stainless Steel</b>					<b>Combi Line</b>				
	CRUISE 36	CRUISE 130 DRINK STAINLESS STEEL	CRUISE 160 DRINK STAINLESS STEEL	CRUISE 200 STAINLESS STEEL		CRUISE 195	CRUISE 220	CRUISE 260	CRUISE 320

<b>Clean Touch</b>						
	CRUISE 42 CLEAN TOUCH SS	CRUISE 49 CLEAN TOUCH SS	CRUISE 65 CLEAN TOUCH SS	CRUISE 85 CLEAN TOUCH SS	CRUISE 130 CLEAN TOUCH SS	CRUISE 130 Inox Speciale

**CRUISE Marine Freezers**

<b>Classic</b>				<b>Stainless Steel</b>				<b>Clean Touch</b>	
	CRUISE 63 F CLASSIC	CRUISE 65 F CLASSIC	CRUISE 90 F CLASSIC		CRUISE 63 F SS	CRUISE 65 F SS	CRUISE 90 F SS		CRUISE 90 F

**DRAWER Marine Refrigerators & Freezers**

<b>Stainless Steel</b>									
	DRAWER 16	DRAWER 30	DRAWER 49	DRAWER 55	DRAWER 65	DRAWER 65 Frost Free	DRAWER 65 Frost Free Drink	DRAWER 85	DRAWER 130

<b>Double Drawer</b>				<b>Clean Touch</b>				
	DRAWER 160 Frost-Free	DRAWER 160 Light	DRAWER 190		DRAWER 49 SS	DRAWER 65 SS	DRAWER 70 SS	DRAWER 100 SS



## Travel Boxes

Portable



TB 13



TB 18



TB 31



TB 41



TB 51

## Built-In Boxes

Top Loading



BI 40



BI 41



BI 53



BI 75



BI 92



BI 172 Convertible

## Refrigeration Systems

Compact



Air-cooled



Water-cooled SP



Water-cooled Magnum

ITC +



Air-cooled



Water-cooled SP



Water-cooled Magnum

SEC



Air-cooled



Water-cooled SP

Controllers

## Energy Saving Technology



Intelligent Temperature Control (ITC)

## Ice Makers

Ice Makers



Clear Ice Maker



IceDrink Clear WT



White Ice Maker



White Ice Maker SS



Low Profile Ice Maker

## Water Heaters

Isotemp



Basic



Slim



Square



SPA

## Wine Cellars

Divino



Divino The One



Divino The Eight



Wine Cellar Divino 23



Wine Cellar Divino 35

## On Board Safes

Galvanized



Safe 10



Safe 30









# Table of Contents

<b>CRUISE Marine Refrigerators &amp; Freezers</b>	<b>10</b>
Elegance Refrigerators	12
Classic Refrigerators	17
Stainless Steel Refrigerators	24
Combi Stainless Steel Refrigerators	29
Classic Freezers	30
Stainless Steel Freezers	32
<hr/>	
<b>DRAWER Marine Refrigerators &amp; Freezers</b>	<b>34</b>
Stainless Steel	38
Custom Panel	45
<hr/>	
<b>Portable and Built-In Top Loading Refrigerators &amp; Freezers</b>	<b>46</b>
Travel Boxes	48
Built-In Boxes	52
<hr/>	
<b>Cooling Technology</b>	<b>56</b>
Isotherm ITC & ISEC	58
Frost-free Technology	59
<hr/>	
<b>Refrigeration Systems</b>	<b>60</b>
Compact Air Cooled	70
SP Water Cooled	72
Magnum Water Cooled	74
ITC Holding Plate	76
<hr/>	
<b>Ice Makers</b>	<b>79</b>
<hr/>	
<b>Wine Cellars</b>	<b>81</b>
<hr/>	
<b>Water Heaters</b>	<b>84</b>
<hr/>	
<b>On Board Safes</b>	<b>92</b>
<hr/>	





# Indel Webasto Marine: A Winning Team



Indel Webasto Marine, based in St. Agata Feltria, Italy, is the successful joint venture between the leading automotive supplier Webasto, based in Germany, and the Italian refrigeration specialist Indel B. These two companies joined forces to bring high quality, innovative solutions to marine applications. Indel Webasto Marine manufactures high-quality products for the marine industry.

The logo for Indel B, featuring the word 'indel' in red lowercase letters and 'B' in red uppercase letters.

The logo for Webasto, featuring a blue stylized 'W' with a red curved underline and the word 'Webasto' in blue uppercase letters.

The wide product range offered by Indel Webasto Marine consists of fridges, freezers, refrigeration systems, built-in boxes, travel boxes, wine cellars, water heaters, safes, as well as customized solutions for more comfort on board. Indel Webasto Marine refrigeration and freezer solutions are recognized for their user-friendliness, stylish design, dependability, elegance and energy-saving engineering.

The brand names **Isotherm** and **Isotemp** are internationally known as the best in the marine industry. Specifically designed for marine use, they are individually tailored to suit on-board conditions with elegant design, rugged construction, and a broad range of sizes and styles. Isotherm is used on over 160 major boat brands including center console, pontoon boats, cruisers, sailing, and mega yachts.

Indel Webasto Marine has a reputation for design excellence and high quality products manufactured for the marine industry. Careful research and development are the building blocks for successful innovation. Many of these innovations became patents that are internationally protected. Isotherm products are well-known for their outstanding design and functionality and are exclusively produced using high quality components. Indel Webasto Marine is proud of the fact that its continuous efforts to bring you new products have been recognized by winning the IBEX Innovation Award in 2008 and 2012.

The logos for Isotherm and Isotemp, both in blue lowercase letters with a red dot above the 'i'.



The production lines in St. Agata Feltria, Italy.



Highly skilled workforce.



Exclusive use of high quality compressors.

# Exciting New Products from Indel Webasto Marine!



## New Isotherm Clean Touch Stainless Steel Line

The new Isotherm Clean Touch Stainless Steel resists stains and scratches with a high-tech coating that remains clean to the touch.

- Excellent scratch & abrasion resistance
- Superior protection from stains, salt, sun, and UV in the marine environment.
- Extra insulation and a freezer design for superior performance and increased energy efficiency
- New, larger, easy-to-use handles
- Available on CR42, 49, 65, 85, and 130 liter models
- Stainless Steel interior accents

## New Intelligent Temperature Control Digital Display

New control unit regulates temperature and maximizes energy efficiency while providing an easy-to-see display of fridge temperatures:

- Compatible with Danfoss/SeCOP DC only and AC/DC electronic modules
- ECO mode reduces battery consumption
- Overcooling mode to store cold energy in food and drinks
- Customizable battery protection levels
- High visibility and easy to read display
- Flush or proud mounted installation
- Accurate temperature control and data readings

## New Freeline 115 Elegance

This new compressor based refrigerator is designed to set new standards in low power consumption:

- The Freeline 115 uses only 267 watts over 24 hours.
- Large freezer compartment of 32 liters
- Built-in control panel with digital temperature display.
- ECO function consumes a minimum of battery power
- Overcooling capacity stores "cooling energy" when surplus power is available
- Extra-thick doors provide superior insulation to hold the cold so the fridge runs less







**New Isotherm Cruise Combi Line**

The new Isotherm Cruise Combi Line is dedicated to large volume refrigerator/ freezer combinations.

- Available in 195, 220, 260, and 320 liter sizes
- Systems are designed to maximize storage with flexibility for all-refrigerator or a combination of fridge/freezer
- Hybrid configurations are possible by combining Cruise and Drawer units as a single unit
- Separate compressors for each section provides superior cooling power
- High quality stainless steel design adds value to every installation

**New Drawer 16 Fridge or Freezer**

Versatile, mini-sized Drawer 16 can be used as a refrigerator or as a freezer:

- Powerful SeCOP BD Micro compressor can be remotely mounted
- Easy to use digital display
- Operating temperatures from 50°F (fridge) to 20°F (freezer)
- Electronic thermostat control for extra energy efficiency
- Splash-proof IPX5 front protection for built-in on-deck installations
- Elegance Silver styling for perfect product pairings
- Stainless Steel door painted silver with optional stainless steel flange

**New Cruise 42 Elegance**

The Elegance Line is extended by one of the most popular units in the Isotherm Cruise Line with the addition of the Cruise 42 Elegance.

- Powerful SeCOP BD Micro compressor can be remotely mounted .
- Extra-thick Elegance door with 'right-sized' freezer compartment for extra energy efficiency.
- Large volume of storage in a 1.5 cubic foot fridge with space for tall bottles inside the fridge and on the door.
- Internal anchoring system allows all Elegance refrigerators to be mounted without a flange. Flange optional.





## Reliable Marine Refrigerators and Freezers

Isotherm CRUISE refrigerators and freezers are the result of over 40 years of careful research and proven performance. Marine refrigerators operate under tough conditions: they must withstand violent movement, operate noiselessly, be thoroughly reliable – and perhaps the most important of all - consume an absolute minimum of battery power.



# Isotherm CRUISE Line

## Marine Refrigerators & Freezers



---

<b>CRUISE Elegance Refrigerators Overview</b>	<b>12</b>
CRUISE 42, 49, 65 ELEGANCE	14
CRUISE 85, 130 ELEGANCE, FREELINE 115 ELEGANCE, FREELINE SLIM 140	15 & 16

---

<b>CRUISE Classic, Elegance Black, and Stainless Steel Refrigerators Overview</b>	<b>17</b>
CRUISE Classic 36, 40 CUBE, Elegance Black 42	19
CRUISE Elegance Black 49, 65, 85	20
CRUISE Classic 90 BIG, 100, Elegance Black 130	21
CRUISE Classic 130 DRINK, 195, 200	22
CRUISE Silver 155, 225, 280	23
<b>CRUISE Stainless Steel Refrigerators</b>	<b>24</b>
CRUISE 36, 42 CT, 49 CT	25
CRUISE 65 CT, 85 CT, 130 CT, 130 CT Speciale	26 & 27
CRUISE 130 DRINK, 160 DRINK, 200	28
CRUISE COMBI 195, 220, 260, 320	29

---

<b>CRUISE Classic and Stainless Steel Freezer Overview</b>	<b>30</b>
CRUISE 63 F	31
CRUISE 65 F	31
CRUISE 90 F	32
<b>CRUISE Stainless Steel Freezers</b>	<b>32</b>
CRUISE 63 F	32
CRUISE 65 F	32
CRUISE 90 F	33
<b>CRUISE Clean Touch Stainless Steel Freezer</b>	<b>33</b>
CRUISE 90 F Clean Touch	33

---

# CRUISE Elegance Marine Refrigerators

## New Isotherm Design for Elegant, Energy-Efficient Refrigerators

In line with our mission to design and build high-quality, energy efficient marine refrigeration systems exclusively for sailing yachts and motor cruisers, Indel Webasto Marine is proud to announce the new Isotherm Cruise Elegance line of marine refrigerators.

High performance and low power draw are critical in the marine environment. New Cruise Elegance Refrigerators have extra insulation and a freezer design that reduces battery consumption and results in superior performance.

Cruise Elegance Marine refrigerators are available in six volumes: 42, 49, 65, 85, 115, and 130 liters which are the most common sizes used on boats. The Elegance Line offers various design opportunities such as the door panel and the handle can be customized to the boat builders design requirements. With a flange-free mounting capability, designers can create clean, innovative modern interiors that appeal to boat buyers.

### The ultimate combination of style and technology!



Silver with brushed aluminum panel



Cruise 49 Elegance Silver

- 6 volumes: 42,49, 65, 85, 115 and 130 liters
- Ready for Isotherm Smart Energy Control and ITC
- Easy fit installation solutions
- Customizable door panel and handle
- Superior Reliability: Danfoss/Secop compressors backed by Isotherm's 5-year limited warranty
- Extra-thick insulation for low power consumption
- New freezer design reduces frosting issues and has magnetic door holder for easy access
- Blue LED internal lighting
- Innovative vent-lock system

### Elegance in Design and Construction!

The Isotherm Cruise Elegance Line of Marine Refrigerators are more than handsome fridges that add value to every installation, they have an engineered elegance that addresses the major concerns of boaters like energy-efficiency, performance, and space savings:

Extra-thick insulation in the two inch thick doors provides greater insulating properties for superior performance and reduced run time of the compressor for greater efficiency. The Isotherm Cruise Elegance also features a new freezer design that reduces frosting issues yet maintains a minimum footprint for greater capacity of storage for refrigerated foods, beverages, and tall bottles. The new Isotherm Cruise Elegance freezer compartment also features a magnetic door that holds open for easy access.

The innovative Isotherm Elegance internal anchoring system eliminates the need for a flange which gives boaters a way to fit a fridge in tighter locations and offers designers new ways to incorporate clean, modern designs.



The new Elegance Black will replace the Classic models in the 42, 49, 65, 85, and 130 liter sizes (except DRINK models)

### Product highlights:

- The new, wider handle is centrally located and easy to operate. This allows easy change from right to left swing
- Door panel and handle can be customized with standard teak, mahogany, and white panels
- Custom design panel options are available to boat builders.
- Branding/Logo on handle can be provided as an option for boat builders and designers.



# CRUISE Elegance Line

## CRUISE Elegance Features



### Easy fit installation solution



A new flange-free installation system allows secure anchoring of the cabinet directly from the interior of the fridge. The external flange is no longer necessary for fixing the fridge, freeing up space for new design options. An innovative internal bushing structure facilitates secure anchoring while protecting the insulated side walls.

### Vent-lock system



With a simple slide of the invisible locking mechanism, CRUISE Elegance fridges can be placed in ventilation mode for long-term storage. The unique design keeps the door ajar while the boat is not being used so the fridge will remain odor-free.

### Product overview: Isotherm CRUISE Elegance Marine Refrigerators

Model	Volume (cubic feet)	Dimensions H x W x D (inches)	Weight (lbs)	Power consumption (W/24 hours)	Danfoss / Secop compressor type	Freezer (21°F temp) volume liters
CR EL 42	1.5 cubic feet	20.7 x 15 x 12.6***	33	285****	BD1.4F	4
CR EL 49	1.75 cubic feet	20.7 x 15 x 17.6*	35	265**	BD35F	4
CR EL 65	2.3 cubic feet	20.9 x 17.7 x 18.5*	38	275**	BD35F	4
CR EL 85	3.0 cubic feet	24.7 x 18.7 x 19.7*	46	368**	BD35F	6
CR EL 130	4.6 cubic feet	29.6 x 20.7 x 19.5*	55	418**	BD35F	6
Freeline 115 EL	4.1 cubic feet	31.4 x 20.7 x 19.5*	71	267	BD35F	32
Freeline Slim 140	5 cubic feet	57.2 x 16.5 x 19.3	84	450	BD80CN	17

\* Depth does not include door - door is 2 inches \*\* Power consumption can be reduced by up to 50% with the use of an Isotherm Smart Energy Control Kit  
 \*\*\*With compressor remotely mounted \*\*\*\*EL42 Micro electronics will not fit ISEC module pin terminals

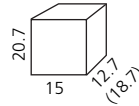
# CRUISE Elegance Line

CRUISE EL 42, 49, 65



## CRUISE Elegance 42

The CR 42 EL is the smallest fridge of the new CRUISE Elegance line. The CR42EL features a BD Micro remote-mount compressor which can be mounted up to 3 feet away and reduce the depth to 12.6 inches for proud mount or 14.6 inches for flush mount. (Add 6 inches if compressor remains mounted on back) The internal anchoring system allows this versatile fridge to be installed with or without a flange like all Elegance fridges.

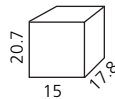


Isotherm CRUISE EL 42	
Model	CR 42 EL
Volume	1.5 cubic feet



## CRUISE Elegance 49

The CRUISE Elegance 49 features a food grade, one piece inner lining with one adjustable shelf and two removeable door shelves. The innovative freezer compartment has a volume of 4 liters and is right-sized which allows tall bottles to be stored upright in this small fridge which is perfect for champagne or wine!

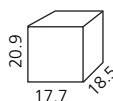


Isotherm CRUISE EL 49	
Model	CR 49 EL
Volume	1.75 cubic feet



## CRUISE Elegance 65

The CR 65 EL fridge is one of the most common sized fridges used on boats today. Upgrading to the energy efficient Isotherm Elegance is easy for boat owners with old fridges thanks to the innovative anchoring system. The CR 65 EL has one adjustable shelf and two rugged, molded-in door shelves with cradles and adjustable holders that keep jars and bottles upright and secure. It also features a freezer compartment with a volume of 4 liters.



Isotherm CRUISE EL 65	
Model	CR 65 EL
Volume	2.3 cubic feet



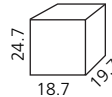
# CRUISE Elegance Line

CRUISE EL 85, 130, Freeline 115 and Freeline Slim 140 (RV Only)



## CRUISE Elegance 85

The CR 85 EL is a medium sized, 3.0 cubic foot refrigerator which provides the owner with a 6 liter freezer compartment, two adjustable interior shelves and two rugged, molded-in door shelves. The CR 85 EL is ready for the Isotherm Smart Energy Control, like all other CRUISE Elegance fridges.

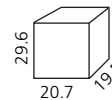


Isotherm CRUISE EL 85	
Model	CR 85 EL
Volume	3.0 cubic feet



## CRUISE Elegance 130

The CR 130 EL is the highest volume fridge in its class and fits the footprint of similar competitor fridges. The Cruise 130 Elegance features a separate freezer compartment with a volume of 6 liters, two adjustable interior shelves and three molded-in door shelves for maximum storage of refrigerated supplies. It is equipped with a vegetable bin covered by a tempered safety glass shelf.

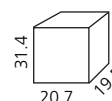


Isotherm CRUISE EL 130	
Model	CR 130 EL
Volume	4.6 cubic feet



## FREELINE 115 Elegance

The Freeline Elegance 115 was designed to deliver maximum storage volume at minimum battery consumption. The Freeline 115 Elegance features a large freezer compartment with a volume of 32 liters, two adjustable interior shelves and two molded-in door shelves for maximum storage of refrigerated supplies. It is equipped with a vegetable bin and a bottom-mount compressor.



Isotherm FREELINE 115 EL	
Model	Freeline 115 EL
Volume	4.1 cubic feet

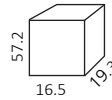
**NEW**



**FREELINE 140Slim - RV Only**

The Freeline Slim 140 fridge is particularly designed only for the RV market. With its tall but slim dimensions it is particularly suitable for compact vehicles which still need a comfortable fridge volume. Its excellent insulation ensures very low energy consumption to save batteries.

- Spacious 141 liter total volume
- Comfortable 17 liter freezer compartment
- Door panels easily exchangeable to customize fridge



**Isotherm FREELINE 140 Slim**

Model	Freeline 140 Slim
Volume (l) / Freezer (l)	141/17



# CRUISE Marine Refrigerators

## Superior Performance and Reliability with Innovative Isotherm Design

Isotherm CRUISE Refrigerators combine technological innovation with sophisticated, yet practical design. Models are named after their internal volume in liters.



Cruise 130 Clean Touch Stainless Steel

Isotherm Clean Touch Stainless Steel is extremely robust with handsome design and superior performance.



### New Cruise Line changes:

- Stainless Steel 42, 49, 65, 85, and 130 models (except DRINK models) will be replaced by the new Clean Touch Stainless Steel starting in 2018.
- New Clean Touch Stainless Steel models feature a new high-tech finish that protects against abrasion, stains, sun, salt, and UV in the marine environment.
- Right or Left Swing as well as field changeable swing in both the new Elegance Black and the Clean Touch Stainless Steel. ■ AC/DC and DC-only models work with all power supplies commonly used worldwide including 115 and 230 volts AC (50 and 60 Hz.) and 12 and 24 volts DC
- Customizable frame designs

### Standard features of the CRUISE line include

- Clean Touch Stainless Steel is specially treated to remain clean to the touch and resist the rigors of the marine environment
- Interior light
- Mounting frame (flange) included with each unit for easy installation
- Low power consumption
- 12/24 V Danfoss/Secop compressor
- AC/DC and DC-only models work with all power supplies commonly used worldwide including 115 and 230 volts AC (50 and 60 Hz.) and 12 and 24 volts DC
- Door with a positive latching handle and magnetic rubber seals
- Corner-mount, air cooled compressors and right sized freezer compartments allow maximum storage of refrigerated supplies
- Remote mount compressor on CR36, 40 CUBE, and 42 allow for easy fit in tight locations
- One piece inner lining of food-quality, high density plastic that resists absorbing odors.
- Molded door shelves for superior strength.
- Integrated bottle and jar cradles keep supplies secure
- Adjustable sliders on door shelves keep bottles upright
- Hatches in shelves allow upright storage of tall bottles



Isotherm designs the highest quality, most reliable marine refrigeration so you can enjoy all the fun of cruising and entertaining!

Indel Webasto Marine introduces the new Isotherm Clean Touch Stainless Steel refrigerators to replace the regular INOX 42, 49, 65, 85 and 130 models (page 25).

Also new for 2018: The Cruise Elegance Black refrigerators will replace the Classic fridges in the 49, 65, 85, and 130 liter sizes.



Stainless Steel



Clean Touch SS



Classic Black



Elegance Black



**Product Overview: Isotherm CRUISE Marine Refrigerators**

Model	Volume (cubic feet)	Dimensions H x W x D (inches)	Weight (lbs)	Power consumption (W/24 hours)	Danfoss / Secop compressor type	Freezer volume liters (temperature)
CR 36 Classic	1.3	10 x 17.4 x 20.3*	35	300	BD35F	fridge only
CR 36 Stainless Steel	1.3	10 x 17.9 x 21.7*	40	300	BD35F	fridge only
CR 40 CUBE (dual temp)	1.4	17 x 17 x 17*	42	186	BD35F	40 (10°F)
CR 42 Elegance Black	1.5	20.8 x 15 x 12.6*	35	340	BD35F	4 (21°F)
CR 42 Clean Touch SS	1.5	20.8 x 15.75 x 14.2*	38	285	BD1.4F	4 (21°F)
CR 49 Elegance Black	1.75	20.8 x 15 x 17.8	35	340	BD35F	4 (21°F)
CR 49 Clean Touch SS	1.75	20.8 x 15.75 x 19.7	40	265	BD35F	4 (21°F)
CR 65 Elegance Black	2.3	20.8 x 17.7 x 18.5	40	360	BD35F	4 (21°F)
CR 65 Clean Touch SS	2.3	20.8 x 18.5 x 21.4	44	275	BD35F	4 (21°F)
CR 85 Elegance Black	3.0	24.6 x 18.7 x 19.7	44	380	BD35F	6 (21°F)
CR 85 Stainless Steel	3.0	24.6 x 19.5 x 21.7	53	368	BD35F	6 (21°F)
CR 90 BIG	2.5/0.7	33.5 x 18.7 x 16.8	64	520	BD35F	20 (0°F)
CR 100	3.5	29.3 x 19.1 x 17.9	46	400	BD35F	5 (21°F)
CR 130 Elegance Black	4.6	29.6 x 21.4 x 19.5	51	400	BD35F	8 (21°F)
CR 130 Clean Touch SS	4.6	29.6 x 21.5 x 21.8	64	418	BD35F	8 (21°F)
CR 130 DRINK Classic	4.6	29.6 x 21.4 x 19.9	51	400	BD35F	fridge only
CR 130 DRINK SS	4.6	29.6 x 21.4 x 21.4	60	400	BD35F	fridge only
CR 195 Combi Classic	4.6/2.3	52.9 x 21.4 x 22	93	830	2 x BD35F	65 (0°F)
CR 195 Combi SS	4.6/2.3	52.9 x 21.4 x 22	98	830	2 x BD35F	65 (0°F)
CR 200 Classic	5.2/1.8	34.7 x 28.9 x 24.3	79	800	BD50F	50 (10°F)
CR 200 Stainless Steel	5.2/1.8	34.7 x 28.9 x 24.3	84	800	BD50F	50 (10°F)
CR 225 Silver	5.5	71 x 51 x 51	152	400 + 550	BD50F	90 (0°F)
CR 220 Combi SS	4.6/3.2	60.85 x 21.5 x 22	163	400 + 429	2 x BD35F	20 (21°F)
CR 260 Combi SS	4.6/4.6	60.85 x 21.5 x 22	209	512 + 530	2 x BD50	80 (15°F)
CR 280 Silver	5	71 x 51 x 51	209	512 + 635	BD50 + BD80	160 (15°F)
CR 320 Combi SS	5.5/5.5	70.5 x 24.7 x 24	209	512 + 1100	BD50 + BD80	160 (15°F)
Fridge/Fridge						
Fridge/Freezer						
Freezer/Freezer						

\* Depth with compressor remote mounted (add 6.5 inches if compressor mounted to box) Dimensions are cut-out dimensions  
 All Stainless Steel products are flush mounted. All Classic products are proud mounted (door stands out from cabinet face which reduces installation depth).  
 Power consumption W/24 Hours in operation on 12 Volt with +41 °F in the refrigeration space, ambient temperature +77 °F

# CRUISE Classic Marine Refrigerators

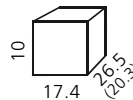
CRUISE Classic 36, 40 CUBE, 42 Cruise Elegance Black



## CRUISE 36 Classic

The CR 36 is a built-in drawer fridge with unique design. Due to its compact dimensions, the CR 36 can be installed where no other fridge might fit. The compressor can be mounted up to 3 feet away. It comes with a white or black door with matching mounting frame as standard.

(Depth is reduced by 6.2 inches when compressor is remotely mounted.)

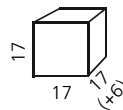


Isotherm CRUISE 36 Classic	
Model	CR 36
Volume	1.3 cubic feet



## CRUISE 40 CUBE

The CR 40 CUBE can be installed either as a front opening fridge or freezer (Cruise) and/or as a top opening fridge or freezer (Built-In box). With its range in temperatures from fridge to freezer, side or top loading, and remote-mount compressor (up to 4.9 feet away), this is a versatile refrigerator or freezer that can extend a boat's storage capacity for long-distance cruising or chartering. Combine them top and bottom or side-by-side for extra storage.



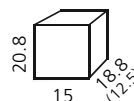
Isotherm CRUISE 40 CUBE	
Model	CR 40 CUBIC
Volume	1.4 cubic feet



## CRUISE 42 Elegance Black

The CR42 Elegance Black is a new model that will be the replacement for the Cruise 42 Classic. The CR42 EL Black has the new BD1.4F compressor on a remote mountable bracket which allows the fridge to fit into shallow depth while keeping 1.5 cu. ft. of storage space for food and bottles standing upright withing the refrigerator. The CR42 Elegance Black is equipped with installation frame and interior light

(Depth is reduced by 6.2 inches when compressor is remotely mounted)



Isotherm CRUISE 42 Elegance Black	
Model	CR 42 Elegance Black
Volume	1.5 cubic feet



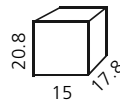
# CRUISE Classic Marine Refrigerators

CRUISE ELEGANCE BLACK in 49, 65, and 85 liters



## CRUISE 49 Elegance Black

Both share the same dimensions with a built-in compressor giving larger inside storage space for food and beverage supplies. The CR49 Elegance Black is equipped with installation frame and interior light.



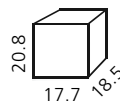
Isotherm CRUISE 49 Elegance Black	
Model	CR 49 Elegance Black
Volume	1.75 cubic feet



## CRUISE 65 Elegance Black

The CR65 features a separate freezer compartment and a built-in compressor. The CR65 has moulded cradles on the door and adjustable holders to keep jars and bottles upright and secure, even in the roughest conditions.

It comes equipped with installation frame and interior light as standard.

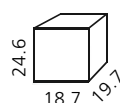


Isotherm CRUISE 65 Classic	
Model	CR 65 Classic
Volume	2.3 cubic feet



## CRUISE 85 Elegance Black

The CR 85 comes with a freezer compartment, two adjustable shelves and a corner mounted compressor. The CR 85 is equipped with interior light as standard. Installation frames are available as an option. The Cruise 85 matches up with the Cruise 63 Freezer for a companion fridge & freezer installation



Isotherm CRUISE 85 Elegance Black	
Model	CR 85 Elegance Black
Volume	3.0 cubic feet

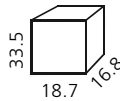
# CRUISE Classic Marine Refrigerators

CRUISE 90 BIG, 100, 130 EL Black



## CRUISE 90 BIG

The CRUISE 90 is a new two door fridge-freezer solution that gives the boater a separate, small freezer on top and refrigerator on the bottom. The refrigerator has a volume of 2.5 cubic feet and the freezer is larger for a fridge of this class with a volume of 0.7 cu. ft. The refrigerator is equipped with inner light and room for tall bottles on the shelves and interior.

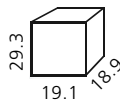


Isotherm CRUISE 90 BIG	
Model	CR 90 BIG
Volume	3.2 cubic feet



## CRUISE 100

The CR 100 differentiates itself with integrated air ducts and fan ventilated compressor which permits air circulation even in tight installations. Additional mounting frames are available as an option.

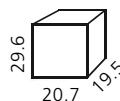


Isotherm CRUISE 100 Classic	
Model	CR 100
Volume	3.5 cubic feet



## CRUISE 130 Elegance Black

The Elegance Black features internal anchoring system so the fridge can be installed with or without a flange. The re-designed freezer compartment is more energy efficient and thicker doors keep in the cold better. The CR 130 Elegance Black comes with flange and internal light.



Isotherm CRUISE 130 Elegance Black	
Model	CR 130 Elegance Black
Volume	4.6 cubic feet

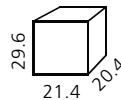
# CRUISE Classic Marine Refrigerators

CRUISE Classic 130 DRINK, 195, 200



## CRUISE 130 DRINK Classic

The CR 130 DRINK is a special version of the CR 130 providing the customer with extra space for drinks instead of the freezer compartment. Bottle racks (as shown on the picture) are optional. The CR130 DRINK has an innovative built-in condensation system that makes it virtually frost-free by pulling air across the evaporator and draining condensation out of the fridge into an evaporation tray on the back of the fridge

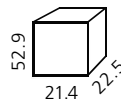


Isotherm CRUISE 130 Classic	
Model	CR 130 Classic
Volume	4.6 cubic feet



## CRUISE 195 Classic

The CR 195 Classic is a unique two door fridge-freezer solution with the refrigerator on top and freezer on the bottom. Fridge on top gives boaters ergonomic access to refrigerated supplies without having to bend over. The CR195 is equipped with two fan-cooled compressors, separate thermostats for the fridge and freezer sections, a flush mounting frame, inner light, and a vegetable bin..

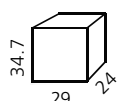


Isotherm CRUISE 195 Classic	
Model	CR 195 Classic
Volume	4.6 + 2.3 cubic feet



## CRUISE 200 Classic

The CR 200 Classic is a stylish fridge-freezer with panel door design that offers spacious on board storage for fresh and frozen foods. Fitting neatly under the counter, the CR 200 has a large a 5.3 cu. ft fridge with three shelves on the door, cold-cuts tray, 3 bottle wine caddy, and vegetable crispers as well as a 1.8 cu. ft freezer section with wire shelves and a storage bin.



Isotherm CRUISE 200 Classic	
Model	CR 200 Classic
Volume	5.3 cu.ft.. fridge/1.8 cu.ft. freezer



# CRUISE Silver Refrigerators

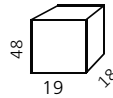
CRUISE 155, 225, 280

**NEW**



## CRUISE 155 Silver

The CR 155 is another two door fridge-freezer solution. The refrigerator provides a volume of 3.9 cubic feet and the freezer a volume of 1.6 cubic feet. The refrigerator is equipped with interior light, four shelves and a vegetable bin at the bottom.

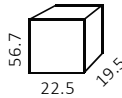


Isotherm CRUISE 155	
Model	CR 155
Volume	3.9 + 1.6 cubic feet



## CRUISE 225 Silver

The CR 225 is a two door fridge-freezer solution. The refrigerator provides a volume of 6.5 cubic feet and the freezer a volume of 1.5 cubic feet. The refrigerator is equipped with interior light, three shelves and two vegetable bins at the bottom.

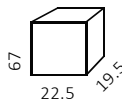


Isotherm CRUISE 225	
Model	CR 225
Volume	6.5+ 1.5 cubic feet



## CRUISE 280 Silver

The CR 280 is a two door fridge-freezer solution. The refrigerator provides a volume of 8.4 cubic feet and the freezer a volume of 1.5 cubic feet. The refrigerator is equipped with interior light, four shelves and two vegetable bins at the bottom.



Isotherm CRUISE 280	
Model	CR 280
Volume	8.4 + 1.5 cubic feet

# CRUISE Stainless Steel Refrigerators

## CLEAN TOUCH STAINLESS STEEL AND COMBI LINE



## Clean Touch

**Rugged Stainless Steel  
Resists Stains & Scratches  
With High-Tech Coatings**

The newest trend in boating takes traditional cabin activities like dining and cooking on deck. This opens up the fun for everyone! For appliances typically found in the galley, sun and salt are tough on finishes and shorten their life. As a solution to this challenge, Isotherm introduces the new Clean Touch Stainless Steel which brings high-tech on deck.

The Isotherm Clean Touch Stainless Steel line features a new treatment that remains clean to the touch and withstands the rigors of the marine environment. The Clean Touch has excellent scratch and abrasion resistance and serves as a shield from stains. The Isotherm Clean Touch provides superior protection from salt spray, sun, heat, UV, and condensation in the marine environment. New features for the Clean Touch line includes doors that are thicker than traditional doors which results in better retention of the cold, greater energy efficiency, and superior performance. The wider, more ergonomic, center handle allows for easy swing change from right to left swing. Low door swing clearance and internal anchoring system allows flush or proud mounting with or without a flange for a wide range of design options.

The new Isotherm Clean Touch Stainless Steel doors are available on five models: 42, 49, 65, 85 and 130 liters. These models represent the most common cutout dimensions in the marine industry, making the upgrade to the new Clean Touch simple and easy.



## Combi Line

**Combining Proven  
Performance with  
Greater Volume**

Whether you have a large yacht or live-aboard, the new Isotherm Combi Line will be the solution to your refrigerator/freezer requirements!

The Combi Line combines proven performance of Isotherm DRINK refrigeration (no freezer section) with a drawer fridge and/or freezer combination to give the boater maximum volume in a single upright unit.

The innovative Isotherm DRINK design incorporates a condensation capture system which diverts moisture into an external evaporation tray, reducing or eliminating frosting issues.

The new Isotherm Combi Line is built on the popular Cruise 195 concept which matches the 130 liter top DRINK refrigerator for convenience with a 65 liter deep freezer on the bottom. Each has its own separate compressor for reliable performance.

The CR220 puts the larger CR90 freezer under a 130 liter DRINK fridge for boaters who want more freezer volume

The CR260 matches the 130 DRINK with the 130 Drawer for maximum fridge storage and a four gallon freezer in the drawer fridge on the bottom.

The ultimate Combi Line is the CR320, a whopping 11 cubic feet of fridge with the new CR130 DRINK on top and double drawers on the bottom which can be ordered as fridge/freezer or all freezer.

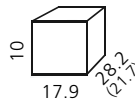
# CRUISE Stainless Steel Refrigerators

CRUISE Stainless Steel 36, Clean Touch 42, Clean Touch 49



## CRUISE 36 Stainless Steel

The CR 36 Stainless Steel is a built-in drawer fridge in unique design. Due to its compact dimensions, the CR 36 Stainless Steel can be installed where no other fridge might fit. The compressor can be removed up to 1.20 meter away. The Stainless Steel model comes with a four-side flush mounting frame.



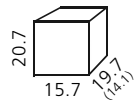
Isotherm CRUISE 36 Stainless Steel	
Model	CR 36 Stainless Steel
Volume	1.3 cubic feet



## CRUISE 42 Clean Touch Stainless Steel

The new CR 42 Clean Touch Stainless Steel features a high-tech coating which protects the doors against fingerprints, stains, minor abrasion, UV, salt, and sun. With a thicker door, the Clean Touch holds the cold better. The CR 42 has the capability for the compressor unit to be removed from the back and mounted in any vertical position up to 3 feet away.

(Depth is reduced by 6.2 inches when compressor is remotely mounted)

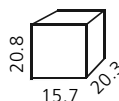


Isotherm CRUISE 42 Clean Touch SS	
Model	CR 42 Clean Touch Stainless Steel
Volume	1.5 cubic feet



## CRUISE 49 Clean Touch Stainless Steel

The CR 49 Stainless Steel features a high-tech coating which protects the doors against fingerprints, stains, minor abrasion, UV, salt, and sun. With a thicker door, the Clean Touch holds the cold better. The CR 49 is also available as the DR 49 drawer model.



Isotherm CRUISE 49 Stainless Steel	
Model	CR 49 Stainless Steel
Volume	1.75 cubic feet



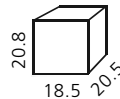
# CRUISE Clean Touch Stainless Steel

CRUISE Clean Touch Stainless Steel 65, 85, 130,130 Speciale



## CRUISE 65 Clean Touch Stainless Steel

The CR 65 Clean Touch Stainless Steel features stainless steel door, handle and flange as well as interior accents like freezer door and shelf retainers which make this an elegant small refrigerator. Door cradles and adjustable holders keep bottles and jars upright and secure. The Cruise 65 is equipped with installation frame and interior light standard. The CR 65 is also available as the DR 65 drawer model

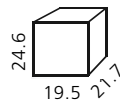


Isotherm CRUISE 65 Stainless Steel	
Model	CR 65 Stainless Steel
Volume	2.3 cubic feet



## CRUISE 85 Clean Touch Stainless Steel

The CR 85 Stainless Steel has the door and interior accents including freezer door and shelf retainers in stainless steel. The CR85 has a freezer compartment, two adjustable shelves and a corner-mounted compressor. Interior light and flush mount mounting flange are standard. The CR85 matches up the Cruise 63 Freezer for a side-by-side installation for fridge and freezer. The CR 85 is also available as the DR 85 drawer.

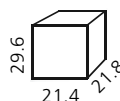


Isotherm CRUISE 85 Clean Touch SS	
Model	CR 85 Clean Touch Stainless Steel
Volume	3.0 cubic feet



## CRUISE 130 Clean Touch Stainless Steel

The CR 130 Clean Touch Stainless Steel features a high-tech coating which protects the doors against fingerprints, stains, minor abrasion, UV, salt, and sun. With a thicker door, the Clean Touch holds the cold better. The CR130 has three interior shelves, vegetable bin, and stainless steel accents on the freezer compartment door and shelf retainers. Very elegant! The CR130 is also available as a DR 130 drawer.



Isotherm CRUISE 130 Clean Touch SS	
Model	CR 130 Clean Touch Stainless Steel
Volume	4.6 cubic feet



**NEW**



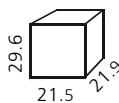
### Cruise 130 Clean Touch Speciale Stainless Steel

The Cruise 130 Clean Touch Speciale is a dedicated version of the CR 130 Clean Touch in stainless steel design, that provides two additional exclusive features.

Its flush mounting flange is designed with an integrated upper grille, that together with a custom design air conveyer grants the full rear installation recess, and a safe product venting.

In the inside a large bottom bin, integrated with a drainage system ensures water discharge, when humidity accumulates in the cabinet while in use.

- Anti-fingerprint Inox Clean Touch door finishing
- Large freezer compartment
- Four side (3+1 bottom) fixing flange in stainless steel with integrated air grille
- Custom design air conveyer for a correct product venting
- Bottom bin with combined drainage system



#### Isotherm CRUISE 130 Clean Touch Speciale SS

Model	CR 130 Clean Touch Speciale Stainless Steel
Volume	4.6 cubic feet



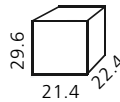
# CRUISE Stainless Steel Refrigerators

## CRUISE Stainless Steel 130 DRINK, 160 DRINK, 200



### CRUISE 130 DRINK Stainless Steel

The CR 130 DRINK Stainless Steel is the stainless steel design version of the CR 130 DRINK Classic providing the customer with an extra space for drinks instead of the freezer compartment. It is equipped with inner light and a fan-cooled compressor as standard. The CR130 Drink pairs up with the Cruise 90 Freezer for the perfect combination of large fridge and freezer that can be installed under the counter or stacked.

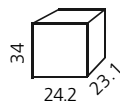


Isotherm CRUISE 130 DRINK Stainless Steel	
Model	CR 130 DRINK Stainless Steel
Volume (l)	4.6 cubic feet



### CRUISE 160 DRINK Stainless Steel

The CR 160 DRINK Stainless Steel uses the same innovative cooling technology as the CR 130 DRINK which allows extra space for beverages and does not have a freezer section. The DRINK design captures moisture which results in frost and directs it out of the interior into an exterior evaporation tray. The 160 DRINK has the same outside dimensions as the 160 Drawer with extra large storage that fits neatly under a standard countertop.

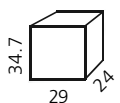


Isotherm CRUISE 160 DRINK Stainless Steel	
Model	CR 160 DRINK Stainless Steel
Volume	5.5 cu. ft.



### CRUISE 200 Stainless Steel

The CR 200 Stainless Steel is a stylish fridge-freezer in stainless steel design that offers spacious on board storage for fresh and frozen foods. Fitting neatly under the counter, the CR 200 has a large a 5.3 cu. ft fridge with three shelves on the door, cold-cuts tray, 3 bottle wine caddy, and vegetable crispers as well as a 1.8 cu. ft freezer section with wire shelves and a storage bin.



Isotherm CRUISE 200 Stainless Steel	
Model	CR 200 Stainless Steel
Volume	5.3 + 1.8 cu. ft.



# COMBI LINE Stainless Steel Refrigerators

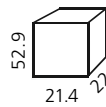


CRUISE COMBI Stainless Steel 195, 220, 260, and 320



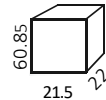
## CRUISE 195 COMBI and CRUISE 220 COMBI Stainless Steel

The CR 195 Stainless Steel is a two door fridge-freezer solution combining a 4.6 cu. ft. refrigerator on top and a 2.3 cu. ft freezer on the bottom. The Cruise 220 COMBI has a 3.1 cubic foot freezer. Each model has two compressors which give them the horsepower to keep boaters happy with proper temperatures in the fridge and 0° F temperatures in the deep freezer



### Isotherm CRUISE 195 Combi Stainless Steel

Model	CR 195 Combi Stainless Steel
Volume (l)	130 + 65



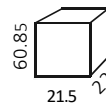
### Isotherm CRUISE 220 Combi Stainless Steel

Model	CR 220 Combi Stainless Steel
Volume (l)	130 + 90



## CRUISE 260 COMBI Stainless Steel

The CR 260 COMBI Stainless Steel is a 130 liter door fridge on top of a 130 liter drawer refrigerator for a total of 9.2 cubic feet of marine refrigeration solution. The CR 260 has the DRINK fridge on top and a drawer fridge on the bottom. The drawer fridge has an internal 4 gallon drawer freezer to provide a local freezer capacity.



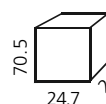
### Isotherm CRUISE 260 Combi Stainless Steel

Model	CR 260 Combi Stainless Steel
Volume (l)	130 + 130



## CRUISE 320 COMBI Stainless Steel

The CR 320 Combi Stainless is an hybrid modular unit, that joins large capacity with practical and stylish appearance. A new Cruise 160 Drink is positioned on the top, with a double drawer unit located at the bottom. Like current DR160 configurations, the bottom drawers of can be specified in four versions: both drawers as fridge, both drawers as freezer, and or one drawer fridge and the other freezer. An elegant flush mounting flange surrounds both units into one easy to install plug and play solution.



### Isotherm CRUISE 320 Combi Stainless Steel

Model	CR 320 Combi Stainless Steel
Volume (l)	160 + 160



# CRUISE Classic, Stainless Steel, & Clean Touch Marine Freezers

The Isotherm CRUISE freezer units are the perfect complement to CRUISE refrigerators. The highly insulated freezers ensure the perfect and constant temperature to deep-freeze food on board.



- Extra-thick body insulation for excellent deep freezing performance and low power consumption
- 12/24 V Danfoss/Secop compressor for long life and proven reliability. (AC/DC and DC-only models)
- Door with extra insulation, positive latching handles, and magnetic rubber seals
- Isotherm Freezers are excellent solution for side-by-side installations:  
Now you can enjoy the perfect fridge-freezer application with the pairing of the CR130 Fridge and CR90 Freezer, as well as the CR85 Fridge and CR63 Freezer. These paired models share the same dimensions and look great installed together.
- Stainless Steel Flush mount flanges have built-in ventilation slots to aid in cabinetry ventilation.  
(Note: ventiation is key to operation of any refrigeration or freezer system and must be planned correctly in cabinetry)



Stainless Steel Cruise 130 DRINK Refrigerator and Cruise 90 Freezer installed side-by-side.

# CRUISE Marine Freezers

CRUISE Classic 63 F, 65 F, 90 F



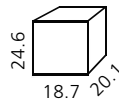
## Product Overview: Isotherm CRUISE Marine Freezers

Model	Volume (cubic feet)	Dimensions H x W x D (inches)	Weight (lbs)	Power consumption (W / 24 hours)	Danfoss/ Secop compressor	Freezer compartment temperatures
CR 63 F	2.2	24.6 x 18.7 x 20.3	44	440	BD35F	0°F
CR 63 F Stainless Steel	2.2	24.6 x 19.5 x 21.7	53	440	BD35F	0°F
CR 65 F	2.3	24.4 x 21.4 x 20.1	44	440	BD35F	0°F
CR 65 F Stainless Steel	2.3	24.4 x 21.4 x 21.7	53	440	BD35F	0°F
CR 90 F	3.2	29.6 x 21.4 x 21.4	55	550	BD35F	0°F
CR 90 F Stainless Steel	3.2	29.6 x 21.4 x 21.4	64	550	BD35F	0°F
CR 90 F Clean Touch	3.2	29.6 x 21.5 x 22.3	64	626	BD35F	0°F



### CRUISE 63 Freezer Classic

The CR 63 Freezer has the same outside dimensions as CR 85 fridge. As a result, these units can be perfectly mounted side by side. CR 63 F is equipped with two shelves and a bin at the bottom. It has a corner-mounted compressor and the evaporator piping is integrated in the walls.



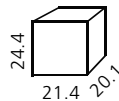
#### Isotherm CRUISE 63 Freezer Classic

Model	CR 63 F Classic
Volume	2.2 cubic feet



### CRUISE 65 Freezer Classic

The CR 65 Freezer is a 65 liters volume freezer with extra thick insulation. It is equipped with one shelf and a plastic basket at the bottom. The CR 65 F is delivered with a fan-cooled compressor.



#### Isotherm CRUISE 65 Freezer Classic

Model	CR 65 F Classic
Volume	2.3 cubic feet

\* Door thickness: +40 mm

Power consumption W/24 Hours in operation on 12 Volt with -12°C in the freezer space, ambient temperature +25°C

Refrigerators manufacturing tolerances -2/+4 mm

Dimensions do not include the frame

On AC/DC versions depth may increase

According to EN 603335 - 1 regulation, the inside walls of the furniture housing the refrigerator must distance from the fridge by 20 mm per side and 50 mm from the top

Please refer to the installation manual for further technical/installation details

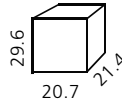
Most of Isotherm fridges can also benefit from a retrofitted Isotherm Smart Energy Control kit. It reduces battery consumption by up to 50%

Specification changes may be made without prior notice



### CRUISE 90 Freezer Classic

The CR 90 Freezer has the same outside dimensions as the CR130 Refrigerator. Because of this, the CR90 and CR130 make a perfect side-by-side installation. The CR 90F is equipped with three shelves and four separate door hatches. The CR90 freezer comes standard with a fan-cooled compressor



#### Isotherm CRUISE 90 Freezer Classic

Model	CR 90 F Classic
Volume	3.1 cubic feet

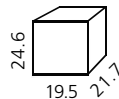
## CRUISE Marine Freezers

### CRUISE Stainless Steel 63 F, 65 F, 90 F



### CRUISE 63 Freezer Stainless Steel

The CR 63 Freezer Stainless Steel has the same outside dimensions as the CR 85 Stainless Steel fridge. These units make a perfect side by side pairing. CR 63 F Stainless Steel is equipped with two shelves and a bin at the bottom. It has a corner-mounted compressor with the evaporator piping integrated in the walls.



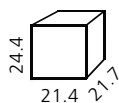
#### Isotherm CRUISE 63 Freezer Stainless Steel

Model	CR 63 F Stainless Steel
Volume	2.2 cubic feet



### CRUISE 65 Freezer Stainless Steel

The CR 65 Freezer Stainless Steel is a 2.3 cubic foot freezer with extra thick insulation. It is equipped with one shelf and a plastic basket at the bottom. The CR 65 F comes standard with a fan-cooled BD35 compressor.



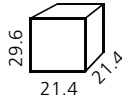
#### Isotherm CRUISE 65 Freezer Stainless Steel

Model	CR 65 F Stainless Steel
Volume	2.3 cubic feet



### CRUISE 90 Freezer Stainless Steel

The CR 90 Freezer Stainless Steel has the same outside dimensions as the CR 130 DRINK Stainless Steel Refrigerator. Paired side-by-side, this elegant combination adds value to any galley design.. The CR 90 F Stainless Steel is equipped with three shelves and four separate hatches that help retain the cold when accessing supplies. The CR90 freezer comes standard with a fan-cooled compressor.



#### Isotherm CRUISE 90 Freezer Stainless Steel

Model	CR 90 F Stainless Steel
Volume	3.1 cubic feet

## CRUISE Marine Freezer

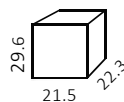
### CRUISE 90 F Clean Touch

**NEW**



### CRUISE 90 FREEZER Clean Touch

The CR 90 Freezer Clean Touch with a door in stainless steel especially treated to avoid fingerprints (anti-fingerprint material) has the same outside dimensions, (just 1 cm deeper), as the CR 130 fridge Clean Touch. Therefore these units can be perfectly mounted side by side. The CR 90 Freezer Clean Touch is equipped with three shelves and four separate lids. It is delivered with a fan-cooled compressor as standard. The top compartment operates as chiller (0 to 26 °F).



#### Isotherm CRUISE 90 Freezer Clean Touch

Model	CR 90 F Clean Touch
Volume	3.2 cubic feet







## Easy access to drinks and food: Isotherm Drawer Fridges and Freezers

The convenient drawer mechanism allows easy access to food and drinks.

An extraordinary stylish design and rugged marine construction establishes Isotherm as the preferred provider of upscale drawer refrigerators for all types of boats.

# DRAWER Refrigerators and Freezers



<b>STAINLESS STEEL</b>	<b>38</b>
Drawer 16 Stainless Steel	38
Drawer 30 Stainless Steel	38
Drawer 49 Stainless Steel	39
Drawer 49 Clean Touch	39
Drawer 55 Frost-Free Stainless Steel	40
Drawer 65 Frost-Free Stainless Steel	40
Drawer 65 Frost-Free Drink	40
Drawer 65 Stainless Steel	41
Drawer 65 Clean Touch	41
Drawer 70 Clean Touch	41
Drawer 85 Stainless Steel	42
Drawer 100 Clean Touch	42
Drawer 130 Stainless Steel	42
Drawer 160 LIGHT Stainless Steel	43
Drawer 160 Frost Free COMBO Frost-Free	43
Drawer 190 Stainless Steel	44
<hr/>	
<b>CUSTOM PANEL</b>	<b>41</b>
Drawer 49 Custom Panel	41
Drawer 55 Frost-Free Custom Panel	41
Drawer 65 Custom Panel	41
Drawer 65 Frost-Free Custom Panel	41
Drawer 70 Custom Panel	41
Drawer 100 Custom Panel	41
Drawer 160 LIGHT Custom Panel	41





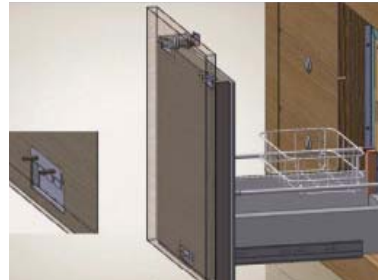
# DRAWER Marine Refrigerators & Freezers

## Drawer design for best everyday use!

Isotherm drawer fridges and freezers are characterized by superior design and user-friendliness. High-quality materials and robust construction ensure long life in the marine environment.



- High-tech design
  - Easy access, comfortable to use
  - Freezer compartment
  - Robust drawer mechanism
  - Positive latching and lock mechanisms
  - Choice of Award-Winning Frost-Free Technology or classic evaporator cooling
  - Choice of Stainless Steel or Custom Panel door styles
  - Flush mount stainless steel flanges have built-in ventilation slots to aid in cabinetry ventilation.
- (Note: ventilation is key to operation of any refrigeration or freezer system and must be planned correctly in cabinetry)



- Perfect integration into the boat's design
- Door panel mounting brackets included
- Handles and latches are selected by builder to match existing styles



Stainless Steel door front has upscale nautical look with 316 grade brushed stainless steel on DR49, DR55, and DR65 drawer units, 304 grade on DR160.



3/4 inch Custom Panel Attachment models allow the boat owner or boat builder to use their own custom veneer wood or fiberglass panels to match interiors.

### Isotherm Drawer Models feature Breakthrough Marine Design

- Isotherm drawer models give boat builders and owners the flexibility of having a fridge, freezer, or combo model in the most common cut-out sizes in the marine industry.
- Rugged drawer construction specifically designed for the marine environment sets Isotherm apart from the competition
- Universal AC/DC works with common power supplies used world-wide including 12/24 volts DC and 115/230 volts AC.
- Matching footprint on DR55 Freezers and DR65 Refrigerators for stacked and side by side installations.
- Isotherm positive latching handles keep doors shut, even in the roughest conditions.
- Award winning frost-free models prevent frost accumulation resulting in reduced energy consumption.
- Outstanding design possibilities with Stainless Steel, and Custom Panel attachment models offer designers a wide range of options for matching interior styles.



**The DRAWER 160 LIGHT offers an all in one solution, providing a fridge, freezer and ice maker in one system. The DRAWER 160 LIGHT is available as fridge/freezer, refrigerator only and freezer only. All DR 160 models are available as flush mount or proud mount.**



*Flush mount for perfect alignment with cabinet face and Proud Mount with elegant curved surfaces when depth of enclosure is an issue.*



*Rugged drawer mechanism supports weight from below and adjustable tension bars provide superior strength for demanding marine applications.*



# DRAWER Marine Refrigerators & Freezers

## Product Overview: Isotherm Drawer Marine Refrigerators and Freezers

Type	Volume (cubic feet)	Dimensions H x W x D (inches)	Weight (lbs)	Power consumption* (W/24 hours)	Danfoss / Secop compressor type
DR 16 Stainless Steel	0.6	9.9 x 15 x 21.3	31	249	BD1.4F
DR 30 Stainless Steel	1	10.3 x 17.4 x 27.6	40	270	BD1.4F
DR 49 Stainless Steel	1.75	20.9 x 15.9 x 20.5	59	399	BD35F
DR 49 Clean Touch	1.75	20.5 x 15.8 x 20	40	399	BD1.4F
DR 49 Custom Panel	1.75	20.9 x 15.9 x 20.5	66	399	BD35F
DR 55 Frost-Free FREEZER Stainless Steel	1.9	20.9 x 18.5 x 21	66	740	BD35F
DR 55 Frost-Free FREEZER Custom Panel	1.9	20.9 x 18.5 x 21	68	740	BD35F
DR 65 Stainless Steel	2.3	20.9 x 18.5 x 21	66	470	BD35F
DR 65 Clean Touch	2.3	20.7 x 18.5 x 20.5	62	324	BD1.4F
DR 65 Custom Panel	2.3	20.9 x 18.5 x 21	68	324	BD35F
DR 65 Frost-Free Stainless Steel	2.3	20.9 x 18.5 x 21	66	320	BD35F
DR 65 Frost-Free Drink	2.3	20.7 x 18.5 x 22	61	320	BD35F
DR 65 Frost-Free Custom Panel	2.3	20.9 x 18.5 x 21	68	324	BD35F
DR 70 Fridge Clean Touch***	2.5	17.5 x 25 x 28.5	66	295	BD35F
DR 70 Freezer Clean Touch***	2.5	17.5 x 25 x 28.5	66	800	BD50F
DR 70 Freezer with Icemaker	2.1	17.5 x 25 x 31	81	1391	-
DR 85 Stainless Steel	3.0	24.6 x 19.5 x 21.7	72	396	BD35F
DR 100 Fridge Clean Touch ***	3.5	19.75 x 21.5 x 30.7	75	252	BD35F
DR 100 Freezer Clean Touch ***	3.5	19.75 x 21.5 x 30.7	75	503	BD50F
DR 100 Fridge Custom Panel	3.5	19.75 x 21.5 x 30.7	75	252	BD35F
DR 100 Freezer Custom Panel	3.5	19.75 x 21.5 x 30.7	75	503	BD50F
DR 100 Freezer with Icemaker	3.2	19.75 x 21.5 x 30.7	75	-	-
DR 130 Stainless Steel	4.6	29.3 x 21.4 x 21.4	77	436	BD35F
DR 160 LIGHT FRIDGE ONLY (flush mount)	5.5	34 x 24.6 x 23	143	530	BD50F
DR 160 LIGHT FREEZER ONLY (flush mount)	5.5	34 x 24.6 x 23	143	1097	BD80F
DR 160 LIGHT FRIDGE FREEZER (flush mount)	5.5	34 x 24.6 x 23	143	635	BD80F
DR 160 LIGHT FRIDGE ONLY (proud mount )	5.5	34 x 24.2 x 21	143	530	BD50F
DR 160 LIGHT FREEZER ONLY (proud mount )	5.5	34 x 24.2 x 21	143	1097	BD50F
DR 160 LIGHT FRIDGE-FREEZER (proud mount )	5.5	34 x 24.2 x 21	143	1100	BD80F
DR 160 Frost Free COMBO (flush mount)**	5.5	34 x 24.6 x 23	143	1100	AC Compressor
DR 160 Frost Free COMBO (proud mount)**	5.5	34 x 24.2 x 21	143	1100	AC Compressor
DR 190 Refrigerator only Stainless Steel	6.7	31.2 x 35.4 x 22	130	700	BD50F

\* Power consumption W/24 h in operation at 12 V with + 5°C in the refrigeration space, ambient temperature + 25°C

\*\* Power supply 220 V AC or 110 V AC; 50 or 60 Hz

\*\*\* Depth of the unit is reduced when the compressor is remotely mounted

**NOTE:** All Drawers are Flush Mount (flush to cabinet face) except DRAWER 160 Proud Mount models. Proud mount means drawer face stands out from the face of the cabinet (approximately 2 inches). The DR160 models that are proud mount have less width and depth for the cut-out than flush mount models. All WOOD panel attachment models mounting is the decision of the designer and can be proud mount or flush mount where the depth would be increased by the width of the panel used (usually 3/4 inch). Dimensional drawings available on request.

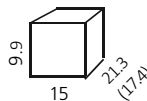


**NEW**

### DRAWER 16 Stainless Steel

The smallest and lightest drawer unit available on the market, unique with its friendly user digital interface. It is provided with stainless steel rails and door in stainless steel, painted in silver color like the Elegance design. The DR 16 is equipped with a BD1.4F Secop compressor and requires minimum installation space.

The DR 16 can be used as a fridge or freezer (21°F)



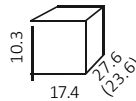
#### Isotherm DRAWER 16 Stainless Steel

Model	DR 16 Stainless Steel
Volume	0.6 cubic feet



### DRAWER 30 Stainless Steel

The Drawer 30 Silver premium version is a drawer refrigerator with a user-friendly digital interface. It is provided with stainless steel rails and stainless steel door, painted in silver color. The outer feeling is the highly appreciated Elegance design, provided with the typical product line's features as the easy fix installation solution. Equipped with BD 1.4F Secop compressor, it requires minimum installation space.



Isotherm DRAWER 30 Stainless Steel	
Model	DR 30 Stainless Steel
Volume	1 cubic feet

## DRAWER Stainless Steel

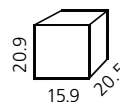
### Marine Refrigerators & Freezers Drawer 49, Drawer 49 Clean

#### Touch, 55 Frost-Free, 65 Frost-Free, 65 Frost-Free Drink



### DRAWER 49 Stainless Steel

The DR 49 Stainless Steel is a new, space-saving, drawer unit with a 316 grade stainless steel door front. The interior is designed to suit international cans and food packs with two robust drawers, conventional international sizes of integrated adjustable bars, freezer compartment and internal blue LED light.



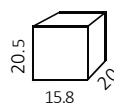
Isotherm DRAWER 49 Stainless Steel	
Model	DR 49 Stainless Steel
Volume	1.75 cubic feet

**NEW**



### DRAWER 49 Clean Touch

The Drawer 49 Clean Touch is a space-saving drawer unit in stainless steel. The Clean Touch feature (stainless steel AISI 304 which is specially treated to avoid fingerprints) will make your life easier, thanks to the perfect product fitting as well as a long-lasting clean effect. The interior is designed to suit international cans and food packs, with a robust drawer mechanism. It is provided with an easy to use electronic thermostat, with five LED light integrated. Completed with a large freezer compartment and a 3 side mounting flange.



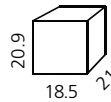
Isotherm DRAWER 49 Clean Touch	
Model	DR 49 Clean Touch
Volume	1.75 cubic feet

**FROST FREE**



**DRAWER 55 Frost-Free Freezer Stainless Steel**

The DR 55 freezer is a 55 liters capacity stainless steel front opened drawer freezer. This model combines innovative stainless steel design with the most modern technology such as automatic defrost which allows having home comfort on board. The DR 55 F is equipped with an internal fan for temperature constant control and a sequence of 5 LED lights for blue internal light.



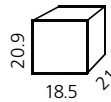
Isotherm DRAWER 55 Frost-Free Freeze SS	
Model	DR 55 F Stainless Steel
Volume (l)	55

**FROST FREE**



**DRAWER 65 Frost-Free Refrigerator Stainless Steel**

The DR 65 Stainless Steel is a space-saving, front-opened drawer refrigerator (no freezer) providing a volume of 2.3 cubic feet with bins and bottle racks that provide secure and organized storage. It combines award-winning frost-free technology with automatic defrost allowing the comforts of home while on board. For constant temperature control, an internal fan is mounted. A sequence of five blue LED lights provides a romantic illumination. The DR65 FF is ideal for a side-by-side installation with the DR 55 Stainless Steel Freezer.



Isotherm DRAWER 65 Frost-Free SS	
Model	DR 65 Frost Free Stainless Steel
Volume	2.3 cubic feet

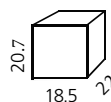
**NEW**

**FROST FREE**



**DRAWER 65 Frost Free Drink**

The Drawer 65 Frost Free Drink is an exclusive front-opened drawer solution designed to offer spacious on board storage for drinks and beverage. The Frost Free technology with its ventilated evaporator ensure perfect cold air circulation in the cabinet, keeping drinks always at the right temperature. It is equipped with a sequence of 5 blue LED lights with a 4 sides flush mounting flange not-installed in box included.



Isotherm DRAWER 65 Frost-Free Drink	
Model	DR 65 Frost Free Drink
Volume	2.3 cubic feet

# DRAWER Stainless Steel

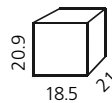
## Marine Refrigerators & Freezers

Drawer 65, Drawer 65 Clean Touch, Drawer 70 Clean Touch, 85, Drawer 100 Clean Touch, Drawer 130



### DRAWER 65 Stainless Steel

The DR 65 Stainless Steel is a space-saving, front-opened drawer. Its new design is based on the standard 65 liter refrigerator but with a pull-out drawer featuring an innovative interior concept with bins and bottle racks. A sequence of 5 LED lights provides blue internal light.

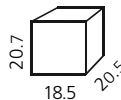


Isotherm DRAWER 65 Stainless Steel	
Model	DR 65 Stainless Steel
Volume	2.3 cubic feet



### DRAWER 65 Clean Touch

The Drawer 65 Clean Touch combines the well-known advantages of the premium Clean Touch stainless steel finishing to an innovative interior concept, made by bins, bottle racks and a large freezer compartment. Compact and performing, is fit likewise the Drawer 49 with the new BD 1.4F VSD by SECOP 12/24V Micro compressor, provided as well with an innovative, easy to use electronic thermostat. A 3 side mounting flange and the renewed CUSTOM PANEL door option makes it easy to install and integrate into customer's furniture.

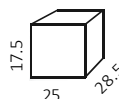


Isotherm DRAWER 65 Clean Touch	
Model	DR 65 Clean Touch
Volume	2.3 cubic feet



### DRAWER 70 Clean Touch

The DR70 Clean Touch is the premium front-opened drawer solution with a door in stainless steel especially treated to avoid fingerprints. This new material combines a state of the art marine design with easy cleaning and maintenance of the refrigerator. It is provided with a robust drawer mechanism, 5 blue led lights and internal baskets, to provide great comfort in use. The 3 sides stainless steel flange allows an easy recess in furniture, as well as the remote compressor option facilitate the compressor location up to 3.5 feet away from the cabinet. It is available in three different versions, as fridge (AC/DC), freezer (AC/DC) and freezer with Ice Maker integrated (AC). The three versions of DR70 are also available with CUSTOM PANEL option.



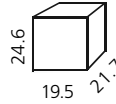
Isotherm DRAWER 70 Clean Touch	
Model	DR 70 Clean Touch
Volume	2.3 cubic feet





### DRAWER 85 Stainless Steel

The DR 85 freezer is an 85 liters capacity stainless steel front opened drawer refrigerator. This model has an internal freezer drawer and a mid-level internal drawer which allows for maximum storage vertically. The DR 85 F is equipped with a 3-bottle wine fold-away wine caddy and a sequence of 5 blue LED lights.



Isotherm DRAWER 85 Stainless Steel	
Model	DR 85 F Stainless Steel
Volume	3.0 cubic feet



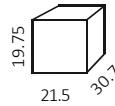
**NEW**



### Drawer 100 Clean Touch

The Drawer Clean Touch is a large single door solution, that keeps the exclusive advantages of the anti-fingerprint stainless steel, combined with unbeaten practicality and comfort in use.

A robust drawer mechanism, 5 blue led lights and a dedicated inner basket system make it ideal once great comfort is desired. The standard 3 sides fixing flange in stainless steel and its remote compressor options grant perfect on board integration. It is available in three different versions, as fridge (AC/DC), freezer (AC/DC) an freezer with Ice Maker integrated (AC). All versions are available with the CUSTOM PANEL door option.

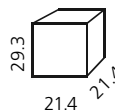


Isotherm DRAWER 100 Clean Touch	
Model	DR 100 Stainless Steel
Volume	3.0 cubic feet



### DRAWER 130 Stainless Steel

The DR 130 Stainless Steel is a full-sized under-the-counter, front-opened drawer. Its new design is based on the standard 130 liter refrigerator but with a pull-out drawer featuring an innovative interior concept with bins and bottle racks. A mid-level drawer maximizes storage and a internal drawer freezer has ample space for frozen supplies. A sequence of 5 LED lights provides blue internal light.



Isotherm DRAWER 130 Stainless Steel	
Model	DR 130 Stainless Steel
Volume	4.6 cubic feet

# DRAWER Stainless Steel

## Marine Refrigerators & Freezers

### Drawer 160 LIGHT, 160 Frost-Free COMBO

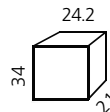


#### DRAWER 160 LIGHT

The DR 160 LIGHT is an innovative evolution of the successful DR160 Frost Free Combo unit bringing the same level of rugged elegance but at a lower price point. The DR160 LIGHT is AC/DC powered, working on all voltages used world wide and is available in four versions:

- Refrigerator only (both drawers as fridges)
- Freezer only (both drawers as freezers)
- Refrigerator (top drawer) and Freezer (bottom drawer)
- Freezer (both drawers), Ice Maker (AC only)

The top drawer refrigerator is unique in AC/DC fridge/freezers and allows convenient access to food and beverages without having to bend to reach the lower drawer. The Drawer 160 LIGHT has rugged, self-latching drawers and is available as flush mount (doors flush with cabinet face) and proud mount (doors stand out from cabinet face). DR160 proud mount units have less depth and width than flush mount units. The proud mount version has beautifully rounded edges that are unique in refrigerator design and feature dual handles for super-strong security in rough conditions.



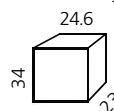
Isotherm DRAWER 160 LIGHT	
Model	DR 160 LIGHT
Volume	3.2 + 2.3 cubic feet



#### DRAWER 160 Frost-Free COMBO Stainless Steel

The DRAWER 160 is a double-drawer refrigerator/freezer with an automatic ice maker. The upper drawer of the DR160 consists of a 3.2 cubic foot refrigerator while the lower drawer holds a 2.3 cubic foot freezer with ice maker and bin which holds 0.2 cu. ft of ice. The total internal volume is 5.5 cu. ft while the outer dimensions remain very compact. The DRAWER 160 is available in either 115 volts 60 Hz AC or 230 volts 50 Hz AC.

An easy to access control panel in the top drawer has digital read-out in Fahrenheit or Celsius. Cool blue LED lights make accessing food easy.



Isotherm DRAWER 160 Frost-Free Combo	
Model	DR 160 Frost Free
Volume	3.2 + 2.3 cubic feet

# DRAWER Stainless Steel

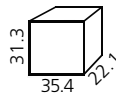
## Marine Refrigerators & Freezers

### Drawer 190



#### DRAWER 190 Stainless Steel

The DR 190 Stainless Steel Refrigerator is a double-drawer refrigerator in stainless steel design with two separate fridge drawers providing practical adjustable interior equipment. The DR190 is equipped with a fan-cooled compressor mounted on the rear side. The DR190 is delivered with a three side flange for flush mounting.



Isotherm DRAWER 190 Stainless Steel	
Model	DR 190 Stainless Steel
Volume	6.7 cubic feet





# DRAWER Custom Panel Attachment



## Marine Refrigerators & Freezers

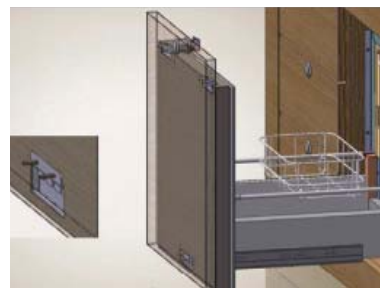
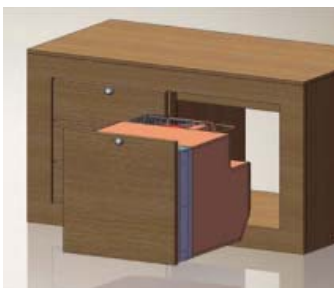
DR 49, 55, 65, 70, 100, and 160

### New Drawer Customization Concept:

Indel Webasto Marine provides its customers with even more customization possibilities. In the drawer range, including the DR49, DR55, DR65, and DR160, Isotherm now offers drawer styles that accommodate customer's 3/4 inch custom panels. The drawer fridge or freezer is supplied with a specifically foamed door ready to be customized with a 3/4 panel supplied by the customer.

The panel fixing kit is supplied with the fridge. The customer provides his own 3/4 inch panel, handle, and latching hardware.

Thanks to this new technology it is now possible to match the boat's interior so all cabinetry looks alike.



- Perfect integration into the boat's design
- Door panel mounting brackets included
- Handles and latches are selected by builder to match existing styles



Wood drawer fronts integrate seamlessly into the decor of today's modern yachts with the choice of handles and latching up to the boat owner or builder.



Above: 3/4 inch fiberglass panel with a gelcoat finish and a wood panel attachment are examples of how boat builders can use their own custom panels to match interiors.





## Portable or Built-In, Refrigerator or Freezer

No matter where you decide to cruise or whether you need refrigeration or a freezer, Portable Travel Boxes and Built-In Top Loading Boxes offer the right cooling solution for your boat or yacht. Isotherm Portable and Built-In Boxes provide easy-to-add storage that fits your requirements.

---

## Portable and Built-In Refrigerator/Freezer Boxes

<b>Portable Travel Boxes Overview</b>	<b>48</b>
TB 13	50
TB 18	50
TB 31	50
TB 41	51
TB 51	51

---

<b>Built-In Boxes Overview</b>	<b>52</b>
BI 40	54
BI 41 Dual	54
BI 53 F	54
BI 75	55
BI 92 Dual	55
BI 172 Dual	55



# Portable Travel Boxes

## Refrigerator - Freezers

### Your reliable partner for daily use and in extreme conditions!

No matter where you decide to travel, Isotherm Travel Boxes offer the right cooling solution for your needs. Thanks to the new **BD Micro Compressor**, the Travel Box 13 and 18 are very compact but perform extremely well in tropical conditions. The Travel Box 31, 41 and 51 are especially convenient for daily use thanks to their light and compact design. .

The entire range of Isotherm Travel Boxes have a dual-speed function and digital control of the compressor: MAX mode and ECO mode. In MAX mode, the compressor runs at high speed for fast cooling. In ECO mode, the compressor runs at slower speed for greater economy and energy efficiency.

TB 31, TB 41, TB 51



TB 13

- Very light and compact design for outdoor conditions
- Use as fridge or freezer with operating temperatures from 50°F to 0°F
- Large capacities to store food and drinks - sizes from 15 to 51 liters (4 gal to 14.5 gal)
- Large units equipped with detachable, padded handles for easy transportation
- Reliability: Danfoss/Secop compressor and universal AC/DC electronic unit
- Easy to carry, adjustable shoulder straps for the TB 15 and TB 18



**Inimitable travel mates: TB 13 and 18**

- Equipped with **NEW BD micro compressor**, the smallest and lightest DC unit on the market
- Very light and compact design, easy to carry (comes with shoulder strap - 19 lbs.)
- Internal LED light
- Electronic thermostat with easy to use display
- ECO function runs compressor at slow speed which saves battery
- MAX mode runs compressor at high speed for quick cooling
- Adjustable shoulder strap
- Optional mounting plate available for holding the TB13



**Robust, reliable but also convenient: TB 31, 41 and 51**

- Pull out inner basket for easy access (not on TB 31)
- Strong soft touch carrying handles (removable)
- Very light and compact dimensions
- Internal light
- Electronic thermostat control to maximize energy savings
- New sturdy injection molded lid with integrated closing system
- Possible use as a freezer (-18°C) even in tropical conditions
- Electronic thermostat control



***ISO THERM PORTABLE TRAVEL BOXES ARE IDEAL FOR MAXIMUM COOLING AND MINIMUM BATTERY CONSUMPTION!***

Load up a day's supply of beverages, chill them down quickly on MAX mode, then move the Isotherm Travel Box into the car and plug it into your car's DC outlet. Carry the versatile Isotherm Travel Box Portable Refrigerator / Freezer to your boat, change to ECO mode for minimum battery usage, and let the adventure begin!

After a day on the water of fishing and fun, load the filleted fish into the Isotherm Travel Box and set it to freeze. By the time you get home you'll have a supply of fish freshly frozen from the lake or ocean!



**Product Overview: Travel Boxes**

Type	Volume (cu. ft.)	Dimensions H x W x D (inches)	Weight (lbs)	Power consumption* (W / 24 hours)	Danfoss / Secop compressor type	Operating temperatures (°F)
TB 13 12/24 V DC	0.5	14.2 x 8.9 x 21	19	150	BD 1.4F	50 to 0
TB 18 12/24 V DC	0.6	16 x 9.2 x 22	19	150	BD 1.4F	50 to 0
TB 31 AC/DC	1.1	15 x 14 x 23	31	220	BD35F	50 to 0
TB 41 AC/DC	1.4	17.5 x 14 x 23	46	225	BD35F	50 to 0
TB 51 AC/DC	1.8	20.9 x 13.8 x 23	46	230	BD35F	50 to 0

\*Power consumption W/24 Hours in operation on 12 Volt with +5°C in the refrigeration space, ambient temperature +25°C



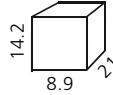
# Portable Travel Boxes

## Refrigerator - Freezers

TB13, 18, 31



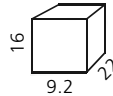
**TB 13 12/24 V DC**



Isotherm Travel Box 13	
Model	TB 13 - 12/24 V DC
Volume (l)	13
Internal Dimensions	11.4 x 5.7 x 11.6
Weight (lbs)	19
Temperature range	50 to 0°F



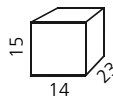
**TB 18 12/24 V DC**



Isotherm Travel Box 18	
Model	TB 18 - 12/24 V DC
Volume (l)	18
Internal Volume	10.2 x 6.7 x 11.4
Weight (lbs)	19
Temperature range	50 to 0°F



**TB 31 AC/DC**



Isotherm Travel Box 31	
Model	TB 31 AC/DC
Volume (l)	30
Internal Dimensions	11.4 x 10.6 x 12.3
Weight (lbs)	31
Temperature range	50 to 0°F

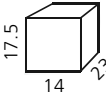
# Portable Travel Boxes

## Refrigerator - Freezers

### TB41, 51



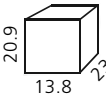
**TB 41 AC/DC**



Isotherm Travel Box 41	
Model	TB 41 AC/DC
Volume (l)	40
Internal Dimensions	14 x 10.6 x 12.4
Weight (kg)	21
Temperature range	50 to 0°F



**TB 51 AC/DC**



Isotherm Travel Box 51	
Model	TB 51 AC/DC
Volume (l)	51
Internal Dimensions	17.3 x 10.6 x 12.4
Weight (lbs)	46
Temperature range	50 to 0°F



# Built-In Boxes

## Refrigerators and Freezers

**Great flexibility of installation and temperature for optimum use of on-board space.**



Isotherm Top-Loading Built-In Refrigerator and Freezer Boxes are the perfect answer to boaters who want to add additional refrigerator or freezer space for long cruises or for chartering. These versatile boxes can be built-in under a countertop, settee, helm station or in a lazarette. Temperatures can be adjusted from refrigerator to freezer temperatures. Models come standard as air cooled but water-cooled (SP and Magnum) are available by special order.

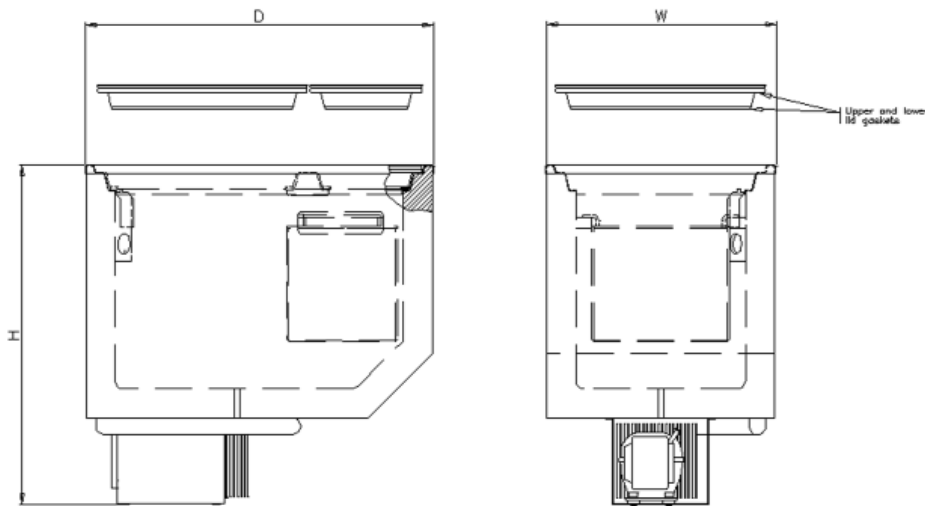
- Remote mount 12/24 V Danfoss/Secop compressor
- Stainless steel inner lining with plastic bottom for long life and easy cleanup
- Evaporator integrated behind stainless steel walls for exceptional durability (except BI 40)
- Top can be customized with countertop material



Built-in refrigerators and freezers allow optimized use of space on board thanks to the top-loading access to the interior, and remote mount compressor that can be mounted up to 5 feet away. Built-In units are extremely flexible in size and design.

**The advantages of a built-in cooling box:**

- Easy access to food and drinks from the top
- Better installation options
- Extremely space saving
- Customizing options for the lid allow for perfectly adapted design



The CRUISE 40 CUBE can also be installed as a built-in top opening fridge or freezer

**Product Overview: Built-In Cooling Boxes**

Model	Volume (cubic feet)	Dimensions* H x W x D (inches)	Weight (lbs.)	Power consumption** (W/24 hours)	Danfoss / Secop compressor type	Operating temperatures (°F)
BI 40	1.4	16.5 x 15.9 x 15.2	40	270	BD35F	50 to 14
BI 41	1.5	18.2 x 13.4 x 19.7	52	270	BD35F	50 to 14
BI 53 F**	1.9	18.5 x 16.9 x 25.5	53	260	BD50F	50 to 0
BI 55	2.0	19.8 x 14.1 x 25.5	40	280	BD35F	50 to 14
BI 75**	2.7	18.5 x 16.9 x 25.5	49	340	BD35F	50 to 14
BI 92***	3.2	17.9 x 19.1 x 31.7	62	360	BD50F	50 to 0
BI 172	4.6 + 1.3	33 x 40 x 22	99	603	BD50F	Fridge / Freezer
BI 172	6.0	33 x 40 x 22	99	357	BD50F	Fridge only

\* Dimensions with compressor remote-mounted. Add 6.2 inches if attached.  
 \*\* Power consumption in operation at 12 Volt with +5°C in the refrigeration space, ambient temperature +25°C  
 \*\*\* The built-in box operates as a fridge or freezer Specification changes may be made without prior notice.



# Built-In Boxes

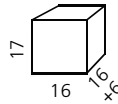
## Refrigerators and Freezers

### BI 40, 41, 53



#### BI 40

The BI 40 is a built-in refrigerator box. It is equipped with an L-shaped evaporator. The fan-cooled compressor is mounted on the side.



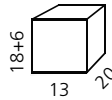
#### Isotherm Built-In 40

Model	BI 40
Volume	1.4 cubic feet



#### BI 41 Dual

The BI 41 is a refrigerator or freezer box with stainless steel inner lining, plastic bottom section and a wire basket. It offers a range of 50° F to 14° F. The fan-cooled compressor is mounted on the side, or easily repositioned up to 5 feet away. Other compressor options as SP or Magnum are also available by special order.



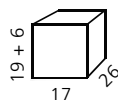
#### Isotherm Built-In 41

Model	BI 41
Volume (l)	41



#### BI 53 F

The BI 53 F is a built-in freezer box with stainless steel inner lining, plastic bottom section and a wire basket. It offers a range of 0° to 50°F and is equipped with inner light. Its fan-cooled compressor unit is mounted below but easily repositioned up to 5 feet away. Water-cooled compressors available as an option.



#### Isotherm Built-In 53 F

Model	BI 53
Volume	1.9 cubic feet

\*Compressor dimensions

# Built-In Boxes

## Refrigerators and Freezers

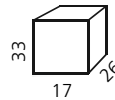


BI 55, 75, 92



### BI 75

The BI 75 is a built-in fridge box with stainless steel inner lining, plastic bottom section and two wire baskets. It offers a range of 50° F to 14° F and is equipped with inner light.. Its fan-cooled compressor unit is mounted below but easily repositioned up to 5 feet away. Other compressor options as SP or Magnum are also available by special order.

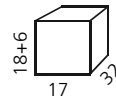


Isotherm Built-In 75	
Model	BI 75
Volume	2.7 cubic feet



### BI 92 Dual

The BI 92 is a built-in freezer with stainless steel inner lining, plastic bottom section and three wire baskets. It offers a range of 50° F to -6° F and is equipped with inner light. Its fan-cooled compressor unit is mounted below but easily repositioned up to 5 feet away. Other compressor options as SP or Magnum are also available by special order.

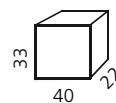


Isotherm Built-In 92	
Model	BI 92
Volume	3.2 cubic feet




### BI 172 Dual

The Built-In 172 DUAL can be used as 130 liter fridge & 38 liter freezer or 172 liter fridge only, Top openings for fridge and freezer compartments can be hinged to the side or back. Front door opening gives easy access to lower shelves in the fridge compartment. The BI-172 has a modular concept that allows it to be configured as a fridge/freezer or fridge-only.. The compressor can be mounted up to 5 feet away for easy access and superior ventilation.



Isotherm Built-In 172 Dual	
Model	BI 172 Dual
Volume	6 cubic feet



## **Isotherm Exclusive Cooling Technology**

**Battery power is a precious resource on board any boat or yacht. Indel Webasto Marine is continuously improving its energy management solutions to provide better efficiency, superior performance, and clear power savings for customers.**

---

## Cooling Technology

Isotherm Intelligent Temperature Control

58

---

Frost-free Technology

59

---

### AWARD-WINNING TECHNOLOGY

Isotherm was awarded the coveted IBEX Innovation Award in 2008 for the introduction of frost-free technology for DC refrigerators and in 2012 for the Isotherm Smart Energy Control that reduces refrigerator battery power consumption up to 50%





# Cooling Technology

## Isotherm Intelligent Temperature Control (ITC) Interactive Digital Controller for Manual Temperature Control

The ITC digital display allows control of temperatures, parameters, and compressor functions



The Isotherm Intelligent Temperature-Control (ITC) Digital Display controls and regulates temperature in a fridge or freezer compartment from the exterior of the cabinet. The ITC is designed as a handsome interface which will monitor temperatures and reduce on-board power consumption.

An air sensor in the cabinet detects the actual air temperature in the fridge and processes that in combination with the user selected settings, in order to define the compressor operation.

Remote fridge control is easy and accurate. Temperature readings appear on the display along with temperature settings, energy savings settings, compressor mode settings (ITC, ECO, and Overcooling mode), and a choice of 3 battery protection levels.

Product integration is simple and is compatible with control units Indel Webasto Marine P/N SEG00002DA and SEG00030GA (respectively Secop versions 101N0212 and 101N0510 for BD35/50F) Wall mounting options include recess flush installation and proud mounted housing..



### Multiple benefits from a simple kit:

- Available as retrofit kit
- Up to 25% energy saving due to a more efficient use of the compressor
- Up to 40% savings with combined effects of stored cooling energy in food and drinks
- Quick cooling in boost mode
- Soft start to avoid starting peaks
- ECO mode for economic battery use
- Easy to set battery protection directly from the display



Low battery consumption is important to pontoon, sail, and small boat owners. Isotherm specializes in energy-efficient refrigerators and systems

# Cooling Technology

## Frost-free technology



### Frost-Free – Award Winning Technology

The Indel Webasto Marine frost-free technology is based on an intelligent concept that prevents the accumulation of ice on the evaporator thus keeping energy consumption low. All models equipped with the frost-free technology are extremely economical and save energy on board.



### The advantages of the frost-free technology:

- Exclusive Indel Webasto Marine technology for the marine market
- Frosting eliminated for an increase in cooling efficiency
- By using a fan-driven cooling unit, the refrigerator and the freezer reach the set temperature faster
- Stable inside temperatures
- Manual defrosting is eliminated
- No more unpleasant water pooling resulting from incorrect manual defrosting





## Isotherm Refrigeration Systems

Indel Webasto Marine provides different solutions for best cooling performances using air or seawater for efficient heat removal. In addition, the mechanical thermostat controlled Compact range and Intelligent Temperature Control (ITC) enhanced Compacts with electronic thermostats provide the best products for every day use.



---

# Refrigeration Systems

<b>Compact Systems Overview</b>	<b>62</b>
Air-cooled	70
Water-cooled SP	72
Water-cooled Magnum	74
<hr data-bbox="116 850 1560 861"/>	
<b>ITC + Systems Overview</b>	<b>76</b>
Air-cooled	78
Water-cooled SP	78
Water-cooled Magnum	78





# Refrigeration Systems

## Compact

### The best and widest product range available on the market!

The Indel Webasto Marine product portfolio with regards to cooling units, represents the most technologically advanced and complete selection available on the market. Capable to match any demand, it ranges from 60 to 600 liters of cooling capacity, being extremely flexible in product customization. Free your layouts and get maximum benefits of your on board space with Isotherm cooling units!

The Secop compressors are now even more power efficient! Hermetically sealed, extremely quiet running and reliable, they are specifically tuned for Indel Webasto Marine applications. The three-phase current is created in a small microprocessor, where Indel Webasto Marine has been able to program a number of functions which check and control many of the unit systems. This allows achieving the lowest possible power consumption. The same compressor is used both for 12 V and 24 V systems and the electronic unit is able to protect itself from accidental reversal of the voltage polarity. Universal AC/DC kit available as optional, to allow sufficient power supply all around the world.

A wide range of evaporators, exclusive Isotherm know-how, allow an unbeatable product performance and flexible on board application. The variety of controls matches any customer demands and ensures the lowest power consumption on the market.

**Feel free to select the best way to dissipate heat based on your application's constrain, via air or water cooling. As a final step, select the best control system based on your application needs, with the unique plus of being delivered with a self-explanatory all-in-one packaging! (Only for premium products as SEC, ITC and ITC+).**



#### Re-Usable Quick couplings

All cooling units are equipped with the new type of quick couplings, that can be disconnected without any gas leaking like the former versions.

In addition to the above, the valve assembly inside the coupling's body can be easily replaced, without welding operations.



#### Practical click-on mounting bracket

A practical click-on mounting bracket suitable for horizontal or vertical wall installation, is included in all models except the Magnum models.

Fasten the bracket and lift the compressor into place. „Click“! The compressor locks onto the bracket without adjustments or tools.



# Isotherm Cooling Units

## Control Elements



The mechanical thermostat represents the standard control element of the cooling unit program, being reliable and easy to use for boat owners. It is allowing a fast cooling process of the compartment representing, managing compressor's activation on a basic on/off command.

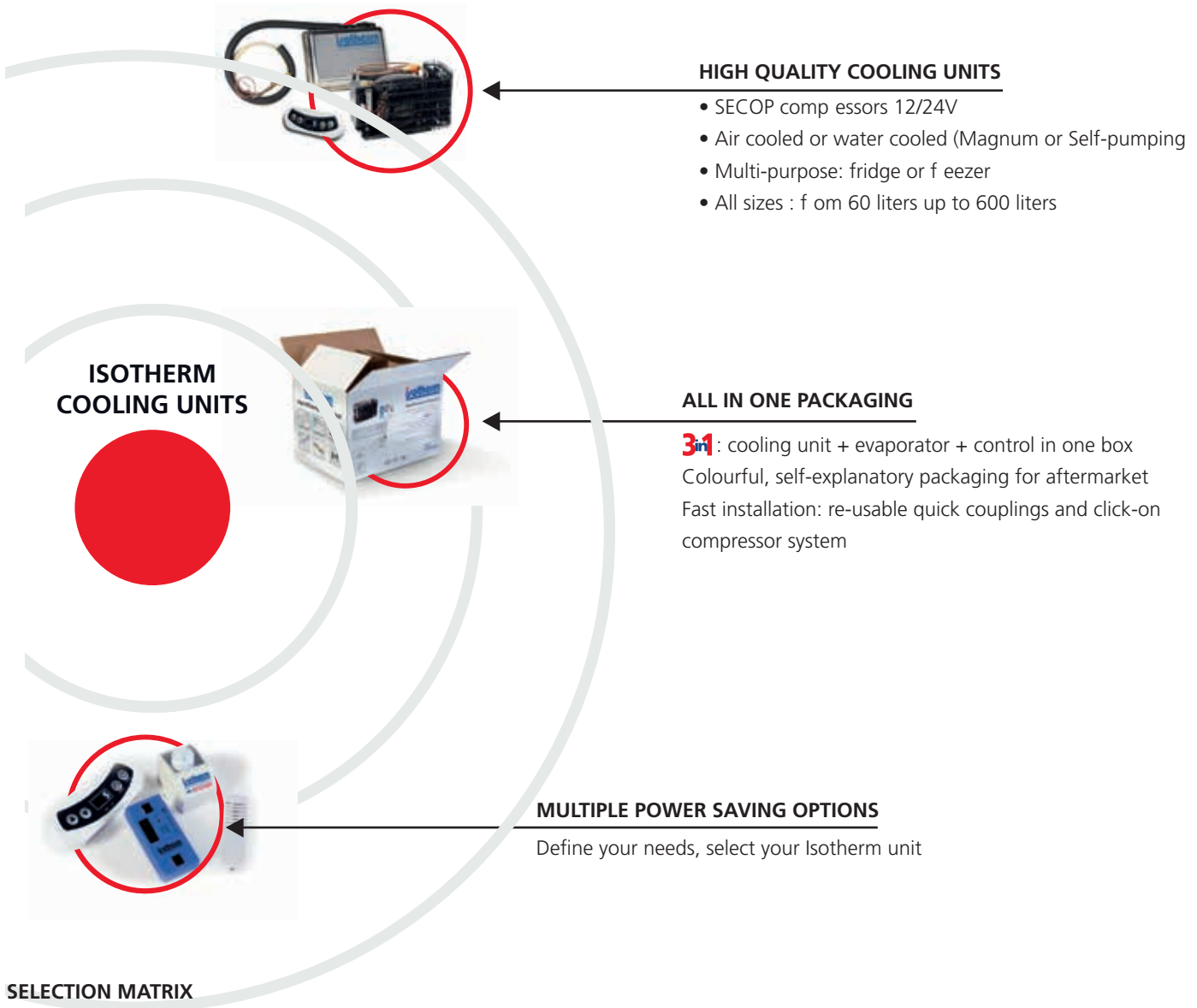
The ITC Digital Display (Intelligent Temperature Control) clearly shows, controls and regulates the temperature in a refrigerated compartment from the exterior of a fridge/freezer cabinet. It is dedicated to people that desire a nice-looking interface and a professional product interaction, as well as reduce the on board power consumption thanks to its specific factory settings. (ITC, Eco and overcooling mode) a dedicated Air sensor always provides accurate readings and the user can chose among three different battery's protection levels. The ITC Digital Display in conjunction with a Holding Plate forms a cooling unit called ITC+, where the storing energy effect is amplified thanks to the huge range of plates available.



The Smart Energy Control (SEC) is a sophisticated processor-based control device, that achieves significant power consumption by continuously scanning a set of key environmental factors, to operate the compressors at their best performance/battery drain ratio. Via the storage function in food and drinks can achieve up to 50% savings Vs. conventional control systems, representing the best answers for users hunting for the lowest power consumption.

# Isotherm Cooling Units

## Intelligent Temperature Control + Smart Energy Control



### SELECTION MATRIX

Type	Control Interface	Energy Saving	Fast Cooling	Functions
Isotherm	Mechanical	0	++	
ITC	Digital	++	++	1. Dynamic control of battery charging status 2. Standard energy savings (overcooling, fixed compressor speeds) 3. Eco mode to extend battery autonomy 4. AC and/or DC applications possible
ITC+	Digital	+++	+	
SEC	Electronic	++++	+++	1. Full modulation of compressor speed 2. Advanced parameter settings to maximize energy savings 3. High energy savings without need for cold storage device 4. DC application only

# Isotherm Cooling Units

## ITC+

The ITC+ technology represents the best in terms of both cooling performances and temperature control, since the typical features of the ITC digital panel are enhanced by the storing energy effect of the eutectic plate.

The control logic detects when a surplus of power is available, uses this power to freeze the cooling plate which consequently stores the cold for times, when no power is available for cooling purposes.

A high-quality Secop compressor builds the core of the ITC+, together with the Isotherm holding plate and the exclusive electronic control system being an unbeatable combination.



### How much power is needed?

**This is the most frequently asked question of all.**

We can give exact power consumption figures for our range of refrigerators, freezers and boxes, as we know their size and quality of insulation. It is more difficult to quote a figure for self-installed refrigeration boxes as we do not know the exact size of the box, or even more important, the quality and thickness of the insulation material used.

### ITC+

The intelligent refrigerator charges the holding plate while the engine is running by means of the patented energy management system.



- Low power consumption
- Digital interface with accurate display of temperature
- Fridge or freezer (-12°C)
- 12/24 V Secop compressor
- Kit AC / DC optional for a complete power supply compatibility
- Easy installation thanks to "click-on" system



- Low power consumption
- Digital interface with accurate display of temperature
- Fridge or freezer (-12°C)
- 12/24 V Secop compressor
- Kit AC / DC optional for a complete power supply compatibility
- Easy installation thanks to "click-on" system
- SP system (patented) to reduce noise of standard fan cooled condenser systems



- Low power consumption
- Digital interface with accurate display of temperature
- Fridge or freezer (-12°C)
- 12/24 V Secop compressor
- Kit AC / DC optional for a complete power supply compatibility
- Self-priming seawater pump (variable speed) to ensure extra high efficiency for tropical applications



# Refrigeration Systems

Indel Webasto Marine provides 3 different methods for efficient removal of heat to suit every demand: Seawater-Cooled Thru-Hull, Seawater Pump, and Air-Cooled.


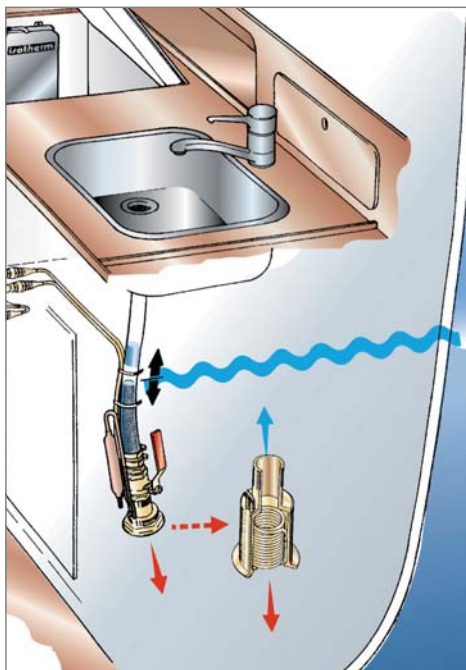


## 1) Water-Cooled Thru-Hull (SP Systems)

The Isotherm SP System uses a patented thru-hull that removes heat through the superior cooling physics of water. This method is completely independent from the air temperature inside the boat so even on the hottest days the water-cooled Isotherm SP operates consistently at an extremely high level of efficiency. Working without fans or pumps to remove the heat generated by the compressor, the SP system consumes much less battery power and is remarkably quiet.

The Isotherm SP unit uses the natural pumping motion of the hull to exchange heat through a special fitting that can replace the galley sink drain thru-hull. The flow is completely free inside the galley drain hose, so each movement of the surrounding water carries heat away into the water. The special thru-hull fitting contains a non restricting, full flow spiral heat exchanger for cooling the heated refrigeration agent, thus creating an extremely efficient cooling system. Even in the calmest waters, the natural physics of molecular heat transfer of water carries away heat. In fact, the SP System still functions sufficiently to cool refrigerant even when the boat is hauled out by creating a chimney effect to carry away heat through the natural convection of warm air. up through the pipe

The special alloy of the fitting is resistant to electrolysis and the growth of barnacles or grasses. The SP system comes complete with zinc and sea cock.



- Water-cooled for even higher efficiency
- Lower power consumption
- Silent – no fan or pumps
- Heat removed by water means cooler inside the boat
- No extra holes in hull required
- Simple to fit. Replaces the through-hull fitting for galley sink



## 2) Waterpump-Cooled (Magnum Systems)

Isotherm Magnum systems are designed for vessels with exceptionally high refrigeration requirements, for example vessels operating in tropical waters and large volume fridges or freezers. Isotherm Magnum uses water to increase cooling efficiency. All Magnum models are fitted with integral water pumps for circulating the cooling water through the cooling section of the refrigerator compressor. The pump is quiet, self-priming, withstands dry running and is self-aerating. The highly efficient heat exchanger is manufactured from corrosion-resistant copper-nickel alloy and fitted with a zinc anode. Magnum water-cooled units can be plumbed to seawater supplies or fresh water tanks.



## 3) Air Cooled (Compact Classic)

Using air which circulates across the condenser by a fan is the traditional way to remove the heat from compressed refrigerant. It is important that the compressor compartment is well ventilated allowing cool air to enter from below and warm air to escape to the top.



### Air-cooled VE 150



10.8



8.7

2.3

VE 150	
Evaporator	10.8 x 8.7 x 2.3
Max. Box Volume Fridge	5.3 cubic feet

- Quick and easy installation
- Rapid cooling capability
- Very compact dimensions
- High quality materials
- Efficient fin evaporator
- Fan for excellent cold air distribution
- Refrigerator only (not a freezer)

# Refrigeration Systems

---

**Isotherm Refrigeration Systems are easy to install and come complete with everything you'll need to convert your old ice box into a efficient, low-power consumption refrigerator. Isotherm systems. Recommended by volume and cooling method, Isotherm is easy to choose.**

## Air-cooled Compact Classic



- Fridge or freezer use
- 12/24 V Danfoss/Secop compressor
- Universal kit AC/DC optional for a complete power supply compatibility (12/24 V, 230/115 V and 50/60 Hz)
- Easy installation thanks to "click-on" system

## Water-cooled thru-hull – SP



- Fridge or freezer use
- 12/24 V Danfoss/Secop compressor
- Universal kit AC/DC optional for a complete power supply compatibility (12 / 24 V, 230/115 V and 50/60 Hz)
- Easy installation thanks to "click-on" system
- SP system (patented) to reduce the noise of a ventilated condenser and reach a very low power consumption

## Waterpump-cooled - Magnum



- Fridge or freezer use
- 12/24 V Danfoss/Secop compressor
- Universal kit AC/DC optional for a complete power supply compatibility (12/24 V, 230/115 V and 50/60 Hz)
- Easy installation thanks to "click-on" system
- Self-priming sea water pump to ensure extra high efficiency for tropical applications
- Variable speed water pump according to the temperature of the condenser

**Technical Data:**

Model	Max. Volume (Cu. Ft)		Dimensions Evaporator L x W x H (inches)	Dimensions Compressor L x W x H (inches)	Weight (Pounds)	Amps Power Consumption* max / hourly	Compressor type	Temp range**
	Fridge	Freezer						
<b>Air-cooled Systems</b>								
GE 80	2.8	0.9	14 x 10	11 x 6 x 6	20	2.5 / 0.6	BD35F	Fridge or Freezer
GE 150	5.3	1.8	15 x 14	11 x 6 x 6	20	3.5 / 0.7	BD35F	Fridge or Freezer
2001	4.4	1.5	8.25 x 9.4 x 3.4	11 x 6 x 6	20	2.5 / 0.6	BD35F	Fridge or Freezer
2301	5.3	1.8	9.1 x 12.6 x 3.9	11 x 6 x 6	20	3.5 / 0.7	BD35F	Fridge or Freezer
2501	7.1	2.3	10.6 x 15 x 5.5	12 x 6 x 6	20	3.5 / 0.9	BD50F	Fridge or Freezer
2005	2.1	0.7	14 x 5	11 x 6 x 6	20	2.5 / 0.6	BD35F	Fridge or Freezer
2007	3.5	1.2	10 + 4 x 14	11 x 6 x 6	20	2.5 / 0.6	BD35F	Fridge or Freezer
2010	4.4	1.5	15.7 + 6.9 x 8.25	11 x 6 x 6	20	2.5 / 0.7	BD35F	Fridge or Freezer
2012	6.0	2.0	32 x 8	12 x 6 x 6	24	4.5 / 0.9	BD50F	Dual
2016	7.1	2.3	47 x 7	12 x 6 x 6	26	6 / 1	BD50F	Dual
2017	9.2	3.0	39 x 11	12 x 6 x 6	26	6 / 1.1	BD50F	Dual
2013	14.1	4.7	54 x 12	12 x 6 x 6	26	6 / 1.2	BD50F	Dual
<b>Air-cooled VE 150</b>								
VE 150	5.3	No Freezer	10.8 x 8.4 x 2.3	12 x 6 x 6	26	3.5 / 0.7	BD35F	Fridge
<b>Water-cooled Systems</b>								
<b>SP Thru-Hull Systems</b>								
2051	4.4	1.5	9 x 3 x 8	8 x 5 x 6	24	2.5 / 0.6	BD35F	Fridge or Freezer
2351	5.3	1.8	13 x 4 x 9	8 x 5 x 6	24	3.5 / 0.7	BD35F	Fridge or Freezer
2551	7.0	2.3	15 x 6 x 11	8 x 5 x 6	29	4.5 / 0.8	BD50F	Fridge or Freezer
2055	2.1	0.7	14 x 5	8 x 5 x 6	22	2.5 / 0.6	BD35F	Fridge or Freezer
2057	3.5	1.2	10 + 4 x 14	8 x 5 x 6	22	2.5 / 0.6	BD35F	Fridge or Freezer
2050	4.4	1.5	16 + 7 x 8	8 x 5 x 6	24	3.5 / 0.7	BD35F	Fridge or Freezer
2553	6.0	2.0	32 x 8	8 x 5 x 6	29	4.5 / 0.9	BD50F	Dual
2554	7.1	2.3	47 x 7	8 x 5 x 6	29	6 / 0.9	BD50F	Dual
2555	9.2	3.0	39 x 11	8 x 5 x 6	29	6 / 1	BD50F	Dual
2556	14.1	4.7	54 x 12	8 x 5 x 6	31	6 / 1.1	BD50F	Dual
<b>MAGNUM (Sea Water Pump Systems)</b>								
2505	7.1	2.3	15 x 6 x 11	17 x 9 x 7	33	6 / 1	BD50F	Dual
2511	6.0	2.0	32 x 8	17 x 9 x 7	33	4.5 / 1	BD50F	Dual
2512	7.1	2.3	47 x 7	17 x 9 x 7	33	6 / 1.1	BD50F	Dual
2513	9.2	3.0	39 x 11	17 x 9 x 7	33	6 / 1.1	BD50F	Dual
2507	14.1	4.7	54 x 12	17 x 9 x 7	35	6 / 1.4	BD50F	Dual
2607	15.0	5.0	54 x 12	17 x 9 x 7	35	10.5 / 1.5	BD80F	Dual
2609	21.2	7.1	59 x 18	17 x 9 x 7	37	10.5 / 2.1	BD80F	Dual

\* Power consumption figures for comparison purposes are listed as the amps consumed when running / average hourly consumption on 12 volt system with 42°F in the refrigeration space, ambient air temperature 72° F. and medium sized insulation;

\*\* Refrigerator temperatures from mid-30's to mid-40's are proper refrigerator temperatures. Reduce the box volume by 10-20 %, in tropical conditions. Dual can operate both as a fridge or a freezer by setting the temperature with a special thermostat. Specification changes may be made without prior notice.



# Compact Classic Systems (air-cooled)

Refrigeration / Freezer Systems GE 80, GE 150, 2001, 2301, 2501, 2005

## Isotherm Compact Classic GE80



- Evaporator: Flat
- Max box volume fridge: 2.8 cu. ft.
- Max box volume freezer: 0.9 cu. ft.

## Isotherm Compact Classic 2301



- Evaporator: Medium "O"
- Max box volume fridge: 5.3 cu. ft.
- Max box volume freezer: 1.7 cu. ft.

## Isotherm Compact Classic GE150



- Evaporator: Flat
- Max box volume fridge: 5.3 cu. ft.
- Max box volume freezer: 1.7 cu. ft.

## Isotherm Compact Classic 2501



- Evaporator: Large "O"
- Max box volume fridge: 7 cu. ft.
- Max box volume freezer: 2.3 cu. ft.

## Isotherm Compact Classic 2001



- Evaporator: Small "O"
- Max box volume fridge: 4.4 cu. ft.
- Max box volume freezer: 1.4 cu. ft.

## Isotherm Compact Classic 2005



- Evaporator: Small flat
- Max box volume fridge: 2.1 cu. ft.
- Max box volume freezer: 0.7 cu. ft.

# Compact Classic Systems (air-cooled)

Refrigeration / Freezer Systems 2007, 2010, 2012, 2016, 2017, 2013



## Isotherm Compact Classic 2007



- Evaporator: Small "L"
- Max box volume fridge: 3.5 cu. ft.
- Max box volume freezer: 1.1 cu. ft.

## Isotherm Compact Classic 2016



- Evaporator: Flat
- Max box volume fridge: 7 cu. ft.
- Max box volume freezer: 2.3 cu. ft.

## Isotherm Compact Classic 2010



- Evaporator: Large "L"
- Max box volume fridge: 4.4 cu. ft.
- Max box volume freezer: 1.4 cu. ft.

## Isotherm Compact Classic 2017



- Evaporator: Flat
- Max box volume fridge: 9.2 cu. ft.
- Max box volume freezer: 3.1 cu. ft.

## Isotherm Compact Classic 2012



- Evaporator: Flat
- Max box volume fridge: 6 cu. ft.
- Max box volume freezer: 1.9 cu. ft.

## Isotherm Compact Classic 2013



- Evaporator: Large Flat
- Max box volume fridge: 14.1 cu. ft.
- Max box volume freezer: 4.9 cu. ft.

# SP Systems (water-cooled thru-hull)

Refrigeration / Freezer Systems 2051, 2351, 2551, 2055, 2057, 2050

## Isotherm Compact SP 2051



- Evaporator: Small "O"
- Max box volume fridge: 4.4 cu. ft.
- Max box volume freezer: 1.4 cu. ft.

## Isotherm Compact SP 2055



- Evaporator: Small Flat
- Max box volume fridge: 2.1 cu. ft.
- Max box volume freezer: 0.7 cu. ft.

## Isotherm Compact SP 2351



- Evaporator: Medium "O"
- Max box volume fridge: 5.3 cu. ft.
- Max box volume freezer: 1.7 cu. ft.

## Isotherm Compact SP 2057



- Evaporator: Small "L"
- Max box volume fridge: 3.5 cu. ft.
- Max box volume freezer: 1.1 cu. ft.

## Isotherm Compact SP 2551



- Evaporator: Large "O"
- Max box volume fridge: 7.0 cu. ft.
- Max box volume freezer: 2.3 cu. ft.

## Isotherm Compact SP 2050



- Evaporator: Large "L"
- Max box volume fridge: 4.4 cu. ft.
- Max box volume freezer: 1.4 cu. ft.



# Compact Classic (water-cooled thru-hull)

Refrigeration / Freezer Systems 2053, 2354, 2555, 2056



## Isotherm Compact SP 2553



- Evaporator: Flat
- Max box volume fridge: 6 cu. ft.
- Max box volume freezer: 1.9 cu. ft.

## Isotherm Compact SP 2556



- Evaporator: Large Flat
- Max box volume fridge: 14.1 cu. ft.
- Max box volume freezer: 4.9 cu. ft.

## Isotherm Compact SP 2554




- Evaporator: Flat
- Max box volume fridge: 7 cu. ft.
- Max box volume freezer: 2.3 cu. ft.

## Isotherm Compact SP 2555



- Evaporator: Flat
- Max box volume fridge: 9.2 cu. ft.
- Max box volume freezer: 3.1 cu. ft.





# Magnum Systems (water pump cooled)

Refrigeration / Freezer Systems 2505, 2511, 2512, 2513, 2507, 2509

## Isotherm Compact Magnum 2505



- Evaporator: Large "O"
- Max box volume fridge: 7 cu. ft.
- Max box volume freezer: 2.3 cu. ft.

## Isotherm Compact Magnum 2513



- Evaporator: Flat
- Max box volume fridge: 9.2 cu. ft.
- Max box volume freezer: 3.0 cu. ft.

## Isotherm Compact Magnum 2511



- Evaporator: Flat
- Max box volume fridge: 6 cu. ft.
- Max box volume freezer: 1.9 cu. ft.

## Isotherm Classic Magnum 2507



- Evaporator: Large Flat
- Max box volume fridge: 14.1 cu. ft.
- Max box volume freezer: 4.7 cu. ft.

## Isotherm Compact Magnum 2512



- Evaporator: Flat
- Max box volume fridge: 7 cu. ft.
- Max box volume freezer: 2.3 cu. ft.

# Magnum Systems (water pump cooled)

Refrigeration / Freezer Systems 2607, 2609



Isotherm Compact Magnum 2607



- Evaporator: Large Flat
- Max box volume fridge: 15 cu. ft.
- Max box volume freezer: 5 cu. ft.

Isotherm Compact Magnum 2609



- Evaporator: Jumbo Flat
- Max box volume fridge: 21.1 cu. ft.
- Max box volume freezer: 7 cu. ft.





## ITC+ Systems

### ITC+

The intelligent refrigerator charges the holding plate while the engine is running by means of the patented energy management system.

### Air-cooled



- Fridge use
- 12/24 V Danfoss/Secop compressor
- Universal kit AC/DC optional for a complete power supply compatibility (12/24 V, 230/115 V and 50/60 Hz)
- Easy installation thanks to "click-on" system

### Water-cooled self-pumping – SP



- Fridge use
- 12/24 V Danfoss/Secop compressor
- Universal kit AC/DC optional for a complete power supply compatibility (12/24 V, 230/115 V and 50/60 Hz)
- Easy installation thanks to "click-on" system
- SP system (patented) to reduce the noise of a ventilated condenser and reach a very low power consumption
- The perfect combination for sailing yachts





### Water pump cooled – Magnum



- Fridge use
- 12/24 V Danfoss/Secop compressor
- Universal kit AC/DC optional for a complete power supply compatibility (12/24 V, 230/115 V and 50/60 Hz)
- Easy installation with pump and compressor on mounting plate
- Self-priming seawater pump to ensure extra high efficiency for tropical applications
- Variable speed water pump according to the temperature of the condenser

#### Technical Data:

Model	Maximum Volume (Cu. Ft)	Dimensions Holding Plate L x W x H (inches)	Dimensions Compressor L x W x H (inches)	Weight (Pounds)	Amps Power Consumption* max / hourly	Compressor Type	Temperature Range**
<b>Air-cooled ITC Holding Plate Systems</b>							
3201	4.4	12 x 8 x 2.4	11 x 6 x 6	31	5 / 0.4	BD35F	Fridge
3701	7.1	14 x 11 x 2.4	12 x 6 x 6	35	6 / 0.6	BD50F	Fridge
<b>Sea water-cooled ITC SP thru-hull Holding Plate Systems</b>							
3251 SP	4.4	12 x 8 x 2.4	8 x 5 x 6	33	5 / 0.4	BD35F	Fridge
3751 SP	7.1	14 x 11 x 2.4	8 x 5 x 6	37	6 / 0.5	BD50F	Fridge
<b>Sea water-cooled ITC MAGNUM water pump Holding Plate Systems</b>							
4201	7.1	14 x 11 x 2.4	15 x 8 x 7	42	6.5 / 0.9	BD50F	Fridge
4701	8.5	14 x 11 x 3.6	15 x 8 x 7	51	6.5 / 1	BD50F	Fridge

\* Power consumption in operation (12 volt) with 42°F in the refrigeration space, with ambient/water temperature of +22°C and medium sized insulation;  
 \*\* Refrigerator temperatures from mid-30's to mid-40's are proper refrigerator temperatures. Temperatures at holding plate get down to 14 degrees Fahrenheit. Reduce the box volume by 10-20 %, in tropical conditions. ASU freezer systems available by special order. Call for more information  
 Specification changes may be made without prior notice.



## Intelligent Temperature Control (ITC)

### Air Cooled units - Seawater cooled Magnum ITC + 3201 / 3701 / 3251 / 3751/4201/4701

#### Isotherm ITC 3201 Air-cooled



- Small Holding Plate - BD35
- 11.8 x 8.25 x 2.4 inches.
- Max box volume fridge: 4.4 cu. ft

#### Isotherm ITC 3701 Air-cooled



- Medium Holding Plate - BD50
- 14 x 11 x 2.4 inches.
- Max box volume fridge: 7 cu. ft

#### Isotherm 3251 ITC SP Water-cooled Thru-hull



- Small Holding Plate - BD35
- 11.8 x 8.25 x 2.4 inches.
- Max box volume fridge: 4.4 cu. ft

#### Isotherm 3751 ITC SP Water-cooled Thru-hull



- Medium Holding Plate - BD50
- 14 x 11 x 2.4 inches.
- Max box volume fridge: 7 cu. ft

#### Isotherm ITC 4201 Water-cooled – MAGNUM



- Medium Holding Plate - BD50
- 14 x 11 x 2.4 inches.
- Max box volume fridge: 7 cu. ft

#### Isotherm ITC 4701 Water-cooled – MAGNUM



- Large Holding Plate - BD50
- 15.7 x 12.6 x 3.6 inches.
- Max box volume fridge: 8.5 cu. ft



## Produce fresh ice on board

Serving cold drinks on board is great. Being able to serve them with crystal-clear ice cubes is even better! Indel Webasto Marine now provides boat owners with the perfect solutions to produce fresh ice on board.



# Ice Makers

## Clear Ice and White Ice



### Isotherm Clear Ice Maker:

- Crystal clear ice does not change the flavor of drinks
- Complete stainless steel design
- Production capacity of 40 pounds per day
- Spray technology for clear ice - drain required
- Available both in 115 or 230 V and 50 or 60 Hz
- Ice is maintained in insulated bin so it is always a loose ice
- Front to rear ventilation
- Optional flange

### Isotherm White Ice Makers

- Classic white, crescent shaped ice
- Available with stainless steel door or white door
- Production capacity of 22 Pounds per day
- Reliable white ice technology - no drain required
- White door can be customized with panels
- Unique front ventilation design
- Ice compartment keeps ice cubes frozen
- Extra-rugged marine design for long life



### Isotherm LOW PROFILE White Ice Makers

- NEW Low Profile White Ice Maker fits in locations with shorter height dimensions



**NEW**

### IceDrink Clear WT (integrated Water Tank): high quality ice cubes from your mineral water

- Spray technology installed, capable to produce a large amount of ice cubes up to 39 pounds per day
- Integrated water tank, for the supply of mineral water
- Easy to install, same external dimensions of the standard Clear Ice version

### Product Overview: Isotherm Ice Makers

Type	Quantity Ice (lbs/24 hr.)	Dimensions H x W x D (inches)	Weight (lbs)	Power consumption Average/max. (A/V)	Power Supply (Volt/Hz)
Clear Ice Maker	40	22.9 x 13.9 x 16	62	1.4 A 230 V / 2.8 A 115 V	230 or 115 V AC – 50/60 Hz
White Ice Maker - white door	22	24.6 x 14 x 16*	66	1.3 A 230 V / 2.5 A 115 V	230 or 115 V AC – 50/60 Hz
White Ice Maker - Stainless Steel	22	24.6 x 14.7 x 17.7**	72	1.3 A 230 V / 2.5 A 115 V	230 or 115 V AC – 50/60 Hz
LOW PROFILE Ice Maker- Stainless	22	19.5 x 14.7 x 22**	72	1.3 A 230 V / 2.5 A 115 V	230 or 115 V AC – 50/60 Hz
IceDrink Clear WT	39	22.9 x 13.9 x 16.9	64	1.3 A 230 V / 2.5 A 115 V	230 or 115 V AC – 50/60 Hz

\* Proud mount door    \*\* Flush mount door



## Serve wine or champagne at the perfect temperature

Indel Webasto Marine offers its customers the opportunity to have a wine cellar on board. This high class equipment enables boat owners to serve great wine or champagne at the perfect temperature.



# Divino Wine Cellars & Cooler

Divino The One - Divino The Eight



*Divino The One*

**Serve great wine or champagne.**

## Divino The One

Divino The One is an integrated wine cooler that keeps wine perfectly chilled during service. It's extremely simple to use: just touch any part of the crown with your finger to activate your Divino The One. Touch and serve your wine always at the right temperature.

The Divino The One is based on a powerful thermoelectric core unit that creates an instant cold air jacket around the bottle.

Once integrated, the only visible part will be the stainless steel crown, capable to match the typical marine-style applications.

### Using it will make your wine tasting more fun!

Tap the crown three times and scroll through the colour selection of 27 options to personalize it.

By tapping four times the crown, the illumination will gently fade through the full colour selection.

- Perfect serving temperature for your wine
- Elegant integrated design
- Jacket of cold air: no more wet bottles and water stains



*Divino The Eight*

## Divino The Eight

The new Divino The Eight is a premium wine storage device, capable to welcome up to 8 bottles of wine. It is a wine cellar DC 12/24V based, with the optional of an AC/DC power supply for multiple purposes.

Its glass-based transparent door and the 3 sides flush mounting flange in stainless steel allow the best on board integration. A specific locking mechanism prevents unwanted opening of the door in rough seas.

### Convincing factors of the Divino The Eight:

- Elegant and practical design, double glass chamber sealed door DC based
- Exclusive stainless steel bottle rack, to store 4 bottles in two rows (8 bottles in total)
- Interior LED light
- Custom temperature settings for white or red wine

# Divino Wine Cellars

## Perfect Temperature Wine for Yachts



Divino 23



Divino 35

Indel Webasto Marine introduces the elegant new Divino 23 and 35 bottle wine cellars for yacht owners who value quality wines and champagne. These alluring wine cellars enable boat owners to serve great wine or champagne at the perfect temperature.

Both 23 and 35 bottle wine cellars can be built into furniture for a seamless look that compliments any interior.

Both models feature double door locking systems to prevent unwanted door opening in rough seas and special racks designed for storing champagne bottles.

- Sturdy metal casing
- Robust handle with positive latching mechanism
- Secure storage for 23 or 35 bottles
- Optional external door lock

### Enjoy the pure luxury of serving wine or champagne at the perfect temperature:

- Built-In wine cellars for 23 or 35 bottles
- No aeration grills needed
- Profile of the door lines up flush with the cabinetry for a seamless look.
- Interior light



### Product Specifications: DIVINO Wine Cellars

	Divino The One	Divino The Eight	Divino WC 23	Divino WC 35
Capacity	1 bottle	8 bottle	23 (27 max.)* bottles	35 (45 max.)* bottles
Internal shelves	-	2 stainless steel	3 wooden	5 wooden
Size in inches (H x W x D)	12 x 6	22.5 x 20.1 x 19.25	18 x 23 x 21 (+1 inches door thickness)	28 x 23 x 21 (+1 inches door thickness)
Weight	11 lbs.	57 lbs	79 lbs.	83 lbs.
Power installed	12V/ 24V, 115V/230V	12v/24V , 115V/230V	115 or 230 V, 120 watt	115 or 230 V, 120 watt
Cooling system	thermo electric	BD35F	Compressor CFC - free	Compressor CFC - free
Electronic Thermostats	self regulation	1	1	1
Temperature	Mono	41 to 61 ° F	mono	mono
Internal light	27 color interactive LED	Yes LED	yes	yes

\* 27 or 45 bottles if all the wooden shelves are removed from the wine cellar.



## Safe, abundant supply of hot water on board!

Isotemp water heaters are specifically designed for long life and high performance in the marine environment. 316 grade stainless steel with a five year limited warranty gives boat owners confidence that they have the best. Isotemp marine water heaters come with a safety mixing valve that extends the volume of hot water and protects against scalding.



# Isotemp Stainless Steel Water Heaters

Durable, High-Performance Marine Water Heaters



---

## Water heaters

Basic	87
Slim	87
Square	87
SPA	88





# Marine Water Heaters

## ISOTEMP Basic, Slim and Square

**Isotemp Stainless Steel Marine Water Heaters** are specifically designed for use in the demanding marine environment. Each unit is built using the highest quality components to ensure superior product performance. Isotemp marine water heaters are very rugged, designed to last for years of trouble-free service. Thanks to the Isotemp reputation for dependability, long life and handsome design, Isotemp marine water heaters add value to every installation.

Unlike common aluminum-core water heaters, the Isotemp marine water heater features brushed stainless steel cover as well as 316-grade acid resistant stainless steel inner tank that is backed by a 5-year limited warranty. Isotemp achieves the highest capacity by optimized positioning of the engine water heat exchanger as well as the electrical immersion heater. They are positioned in the lowest part of the tank where the water is coldest in order to ensure an equal heating of all the water in the tank. The water inlets and outlets are specially designed to minimize the mixture of cold and hot water.

### **Isotemp Temperature Control Safety Mixing Valve**

Your family and guests' safety is important. Water heated with engine heat exchangers can be heated to 190 degrees or more. This can scald those unfamiliar with boat water heaters. Water will also be heated to 160+ degrees with just the electric heating element alone. The innovative Isotemp thermostat-controlled mixing valve mixes the boat's water with the hot water to deliver the temperature you want at the faucet. This mixing action also speeds recovery time and extends the volume of hot water you get from a smaller tank.





- Robust design
- Tanks made of 316 grade stainless steel for long life
- External cover is 304 grade stainless steel
- Stainless steel mounting brackets encircle the body for deck or bulkhead installations.
- 360° adjustable mounting allows proper orientation for horizontal or vertical installation (valves down) on bulkheads

### Product Specifications:

- Slim, Basic, and Square designs fit all spaces: Slim is smaller diameter and longer, Basic is larger diameter and shorter, Square is rectangular shape to fit tight locations.
- Extra long, corrugated coils for high heat exchanger efficiency
- Special 7.0 bar/100 psi safety valve makes winterization easy with a simple valve turn
- Ultra-thick insulation for lowest temperature loss
- Nickel-plated copper immersion heating element for long life is positioned to heat colder water at the bottom of the tank
- Thermostat controlled mixing valve extends volume of hot water and protects against accidental scalding.
- Optional heating element available in 1200, 2000 watts on some models

### Overview: Marine Water Heaters

Part number	Model	Volume (Gallons)	Dimension* L x ØD (inches)	Weight (Pounds)	Max. pressure (bar)	Immersion heater**
601521S000003	Slim 15	4	21 x 12	23	7.0	115 V / 750 W
602021S000003	Slim 20	5.3	26 x 12	25	7.0	115 V / 750 W
602521S000003	Slim 25	6.5	31 x 12	30	7.0	115 V / 750 W
602421B000003	Basic 24	6.4	19 x 16	31	7.0	115 V / 750 W
603021B000003	Basic 30	8	22 x 16	37	7.0	115 V / 750 W
604021B000003	Basic 40	11	26 x 16	44	7.0	115 V / 750 W
605021B000003	Basic 50	13	31 x 16	51	7.0	115 V / 750 W
607521B000003	Basic 75	20	42 x 16	64	7.0	115 V / 750 W
<b>Square</b>			<b>Dimension* L x ØD x W (inches)</b>			
601621Q000003	Square 16	4.2	16 x 7 x 23	35	5.5	115 V / 750 W
<b>Double coil</b>			<b>Dimension* L x ØD (inches)</b>			
604021BD0003	Basic 40 TCT	11	26 x 16	45	7.0	115V/750 W
607523BD0003	Basic 75 TCT	20	42 x 16	65	7.0	115V/750 W

\* Including thermostat mixing valve; \*\* Immersion heater 230 V/750 W also available. Material: Tank, engine water coil and all connections AISI 316; Outside cover and mounting feet: AISI 304; Electric immersion heater: Copper covered by Nickel; Insulation: Polyurethane; Water connections: 1/2" inside and outside NPT and BSP pipe thread. Changes of the specification may be done without prior notice.

\*\* The stainless steel outside cover as well as the mounting feet are made of non magnetic stainless steel AISI 304. The Basic 40 and 75 liters water heaters are also available in a special version with double engine water coils for connection to the engine as well as to water based on board heater system.

# SPA Line Marine Water Heaters

The SPA line of stainless steel water heaters



## Isotemp SPA line of cost-efficient Stainless Steel Marine Water Heaters

The Isotemp line of SPA Water Heaters were designed to help boat builders and boat owners who want a higher quality water heater than the aluminum units commonly used on new boats. The new SPA features the highest marine-quality standards while providing an optimized cost/quality ratio with a new polypropylene shell and safety mixing valve. The new SPA line compliments the ISOTEMP Stainless Steel Water Heaters universally recognized as the best in the industry.

- 5 different volumes from 15 to 40 liters
- AISI 316 grade stainless steel inner tank
- 6 bar safety valve
- Thermostat controlled mixing valve extends volume of hot water and protects against accidental scalding.
- Extra thick insulation for high performance
- Outer casing made of high quality polypropylene
- 115 or 230 volt, 750 watts for high performance, low power draw.

SPA Stainless Steel Marine Water Heater with safety mixing valve



SPA stainless steel tank with ribbed heat exchanger and electric heating element

### Product overview: Marine SPA Water Heaters

Article number	Type	Volume (gal)	Dimension (Ø x L) (inches)	Weight (lbs.)*	Pressure release valve (bar)	Heating element	Nominal power (watts)
6P1531SPA003	Spa 15	4	12.4 x 19	16	6	230	750 std
6P1523SPA003						115	750 std
6P2031SPA003	Spa 20	5.3	12.4 x 23	18	6	230	750 std or *1200
6P2023SPA003						115	750 std
6P2531SPA003	Spa 25	6.5	12.4 x 27	21	6	230	750 std or 1200
6P2523SPA003						115	750 std or 1200
6P3031SPA003	Spa 30	8	15.4 x 24	26	6	230	750 std
6P3023SPA003						115	750 std
6P4031SPA003	Spa 40	11	15.4 x 26	29	6	230	750 std or 1200
6P4023SPA003						115	750 std or 1200

\* Higher wattage elements are optional





## Ensure security on board

Boat owners use sophisticated and expensive portable equipment which create an increasing demand for security on board. Nautical Safes ensure on board security.



# Nautical Safes



*Nautical Safes provide on board security and peace of mind.*

Today's boaters carry sophisticated and expensive portable equipment like smart phones, laptops, navigation, and communication devices as well as personal items like jewelry, watches, cash, credit cards and more. Having a secure yet accessible location where these valuable items can be safely stored is more important than ever.

Indel Webasto Marine has a solution which works perfectly in the marine environment: Nautical safes ensure on board security and easy access via personal code, magnetic key, or security key. The Isotherm safes are available in two sizes: The larger model (Safe 30) is big enough to store a laptop computer. The smaller model (Safe 10) is sufficiently large to store smaller size electronics.



**Safe 30**

- Galvanized steel powder coated with corrosion resistant gray coating
- Control panel integrated flush with the door
- Three independent locking systems (code number, mechanical, electronic key)
- Robust design
- Room for full size laptop in Safe 30



**Safe 10**

## Product overview: On Board Safes

Part number	Type	Dimension H x W x D (in)	Weight (lbs)
7F10000A00000	Safe 10 Gray Safe security box small painted, flush door	6 x 12 x 9	13
7F30000A00000	Safe 30 Gray Safe security box big painted, flush door	9 x 17 x 14	27

# Indel Webasto Marine – Isotherm installation photos



*DRAWER 65 convenient access to supplies!*



*DRAWER 65 adds a touch of class to every installation!*



*DRAWER 160 Stainless Steel Fridge & Freezer*



*CRUISE 36 Black*



*Special design*







*CRUISE 85 Stainless Steel*

*Isotherm adds value to every installation with the widest range of marine products that fit every style of boat from center console and pontoon boats to elegant sail and motor yachts.*



*CRUISE 65 Classic with custom panel*



*Drawer 160 flush mount*



*Cruise 195 Stainless Steel*







**Indel Webasto Marine – A world-wide presence for excellent customer service!**

Indel Webasto Marine is the successful joint venture of Italy-based Indel B and Germany-based Webasto. Our two companies joined forces to bring high quality solutions for marine applications and to provide excellent customer service in all key boating areas. Our global dealer support network ensures local expertise for all our customers. For more information, please call us at 954-984-8448 or visit our website at [www.indelwebastomarine.com/us/](http://www.indelwebastomarine.com/us/).